

# The World of Apple IDs

# Jack-Daniyel Strong

Jack is the President of J-D Strong Consulting, Inc. and Strong Solutions. As a member of the Apple Consultants Network, grew from a one-man consultancy into an Apple Authorized Reseller and Service Provider for the Eastern Washington and Northern Idaho area.

Strong Solutions' sole focus is on MacOS and iOS solutions for Small and Medium Business.



**STRONG  
SOLUTIONS**



Authorized  
Reseller

Authorized  
Service Provider



Consultants  
Network

r

# Jack-Daniyel Strong

When Jack isn't coming up with Apple related solutions, he is heavily involved in helping to revitalize the surrounding community, serving as President of the Spokane Neighborhood Business Centers, Past-President of the East Spokane Business Associations, and as a member of the Greater Spokane Small Business Council. And, in his free time he sneaks in some golf and whitewater rafting.



**STRONG**  
**SOLUTIONS**



Authorized  
Reseller

Authorized  
Service Provider

# What is an Apple ID?

- Based on an email address (or username)
- Note: @mac.com and @me.com Apple IDs can not be renamed.
- Apple ID is related to an account with Apple
- Account contains purchase history
  - <https://appleid.apple.com>

# Why Care?

## Apple Services, Stores, and iCloud

System Status as of 10:04 AM PDT

☒ App Store

☒ Apple ID

☒ Apple Online Store

☒ Back to My Mac

☒ Dictation

☒ Documents in the Cloud

☒ FaceTime

☒ Find My Friends

☒ Find My iPhone, iPad, iPod touch, and Mac

☒ Game Center

☒ iBooks Store

☒ iChat

☒ iCloud Account & Sign In

☒ iCloud Backup

☒ iCloud Bookmarks & Tabs

☒ iCloud Calendar

☒ iCloud Contacts

☒ iCloud Keychain

☒ iCloud Mail

☒ iCloud Notes

☒ iCloud Reminders

☒ iCloud Storage Upgrades

☒ iCloud Web Apps (iCloud.com)

☒ iMessage

☒ iMovie Theater

☒ iOS Device Activation

☒ iTunes in the Cloud

☒ iTunes Match

☒ iTunes Radio

☒ iTunes Store

☒ iWork for iCloud beta

☒ Mac App Store

☒ Maps

☒ Photo Print Products

☒ Photos

☒ Siri

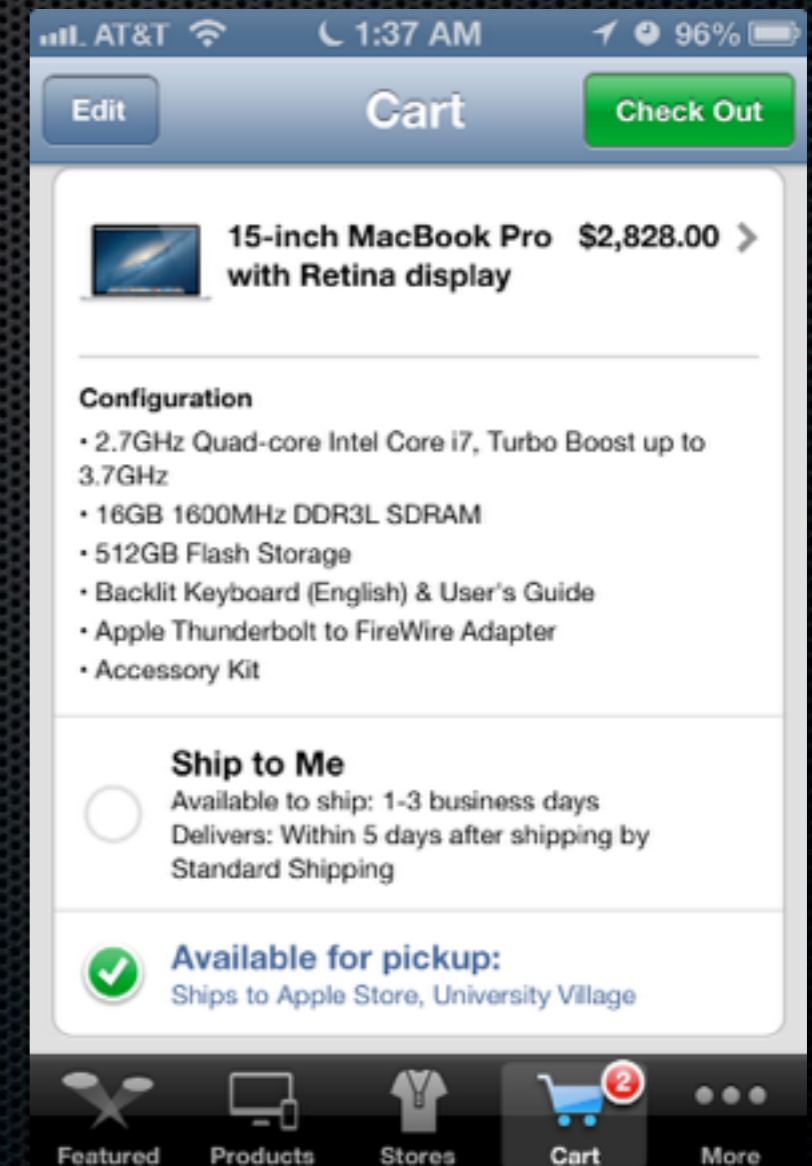
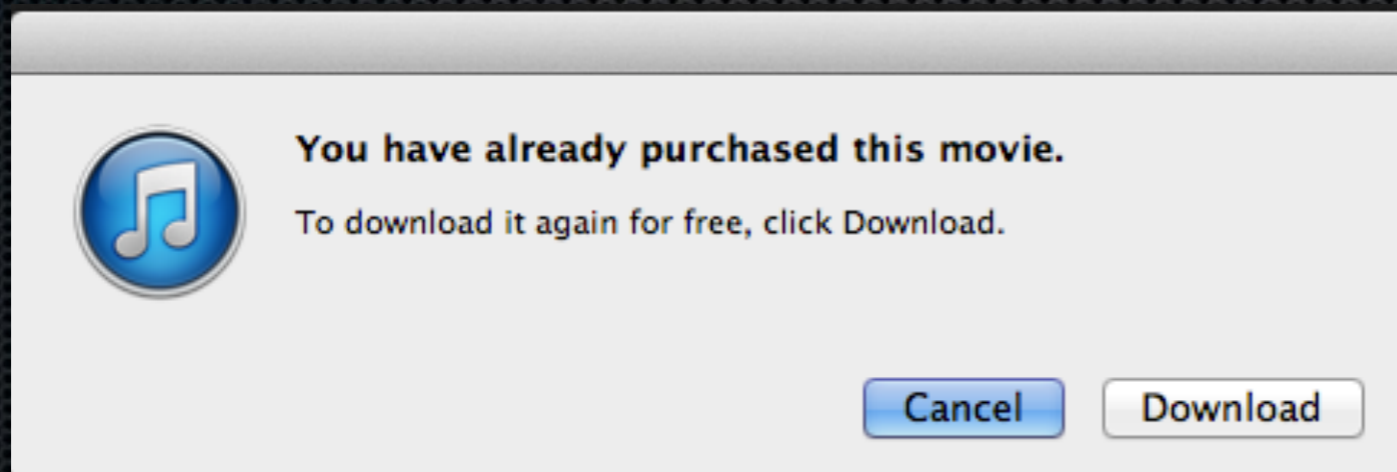

# Uses for Apple IDs

- App Store
- Apple Developer programs
- Apple Online Store
- Apple Retail services and programs
  - Concierge
  - One to One
  - Joint Venture
  - Workshops
  - Youth programs
- Apple Store app
- Apple Support Communities
- Apple TV
- Cards
- FaceTime
- Find My Friends
- Find My iPhone
- Game Center
- iBooks Store
- iChat
- iCloud
- iMessage
- iTunes Genius
- iTunes Home Sharing
- iTunes Match
- iTunes Store
- iTunes U
- Jobs at Apple
- Mac App Store
- My Apple ID
- My Support Profile
- Photo Print Products
- Product registration
- Volume Purchase Program

# The Power of your Apple ID

- iTunes and Mac App Stores and Online Store
- Personalize Mac Hardware and iOS devices with your Name/Address and other info associated with your ID
- Apple Discussion Group / Apple Care Registration
- FaceTime / iPhoto & Aperture Book Ordering
- Apple Developer Connection
- Reset your User Login Password on your Mac

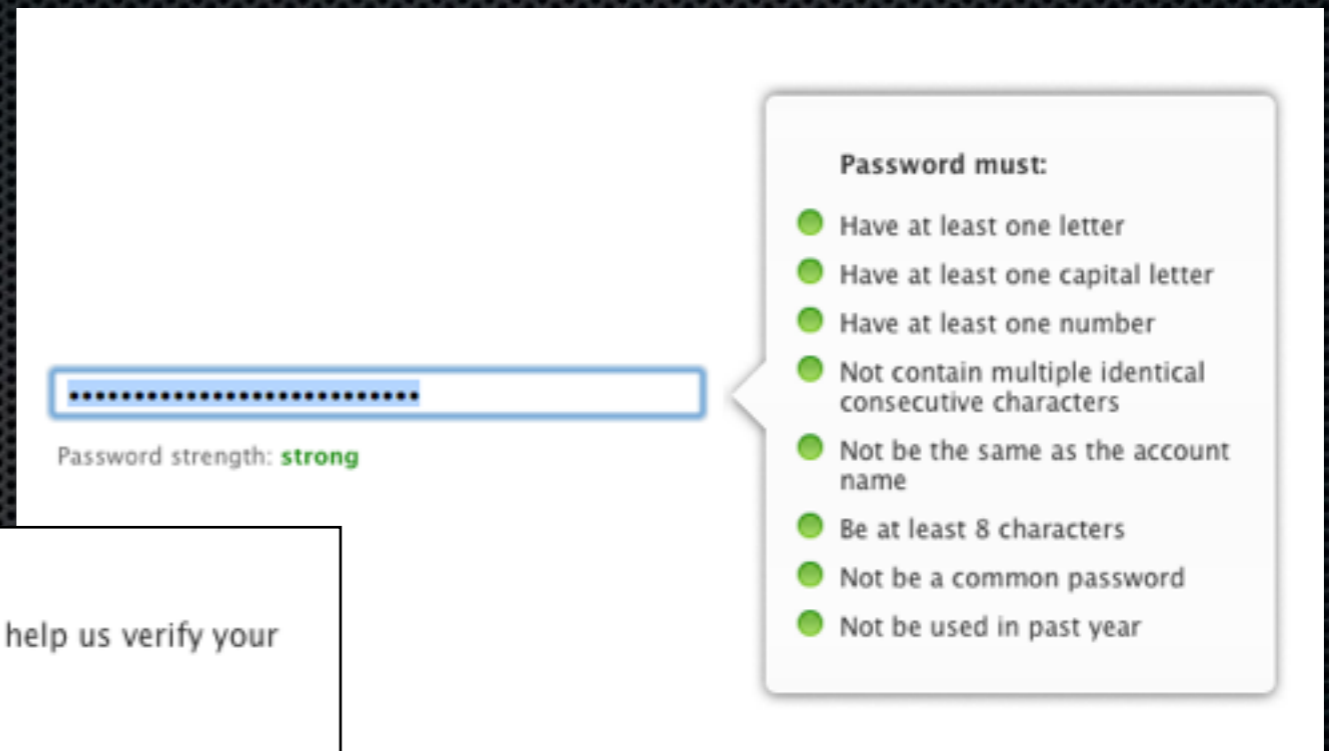
# The Power of your Apple ID



# Apple ID Rules

- Valid Email Address as your user name
- Secure Password Criteria
- 3 Security Questions
- Date of Birth
- Rescue Email Address [optional]
- Mailing Address
- 2 Step Verification [optional]
- Management Web Site is SSL encrypted

# Apple Security



A screenshot of the Apple password strength indicator. It shows a blue progress bar that is nearly full, indicating a strong password. Below the bar, the text "Password strength: strong" is displayed in green. To the right, a box titled "Password must:" lists eight requirements, each preceded by a green circle icon.

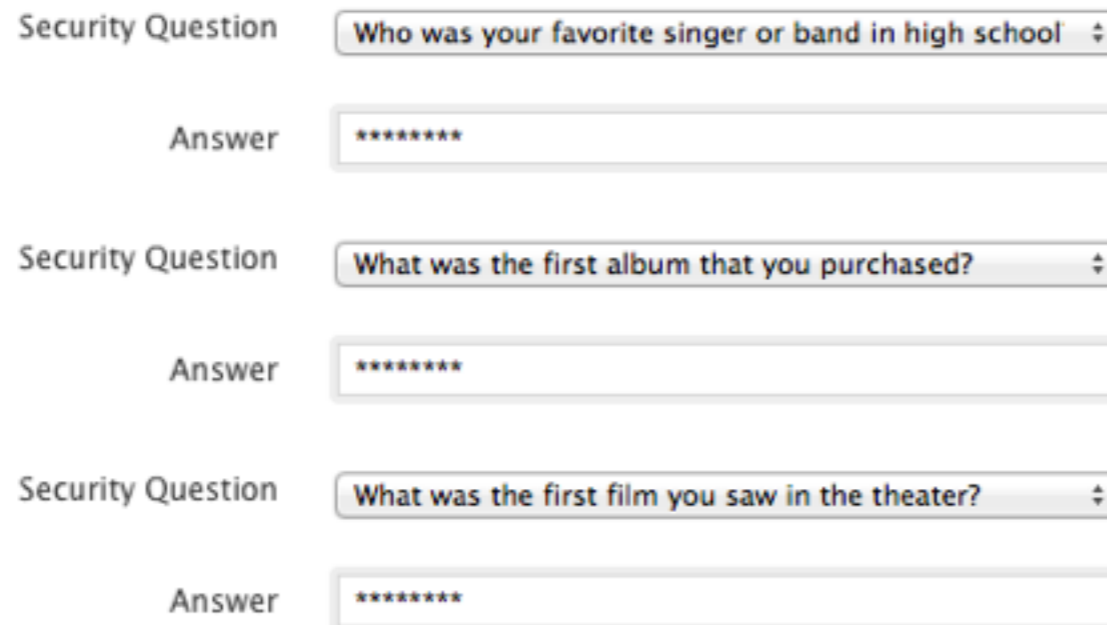
Password strength: **strong**

**Password must:**

- Have at least one letter
- Have at least one capital letter
- Have at least one number
- Not contain multiple identical consecutive characters
- Not be the same as the account name
- Be at least 8 characters
- Not be a common password
- Not be used in past year

## Change your security questions.

Select three security questions below. These questions will help us verify your identity should you forget your password.



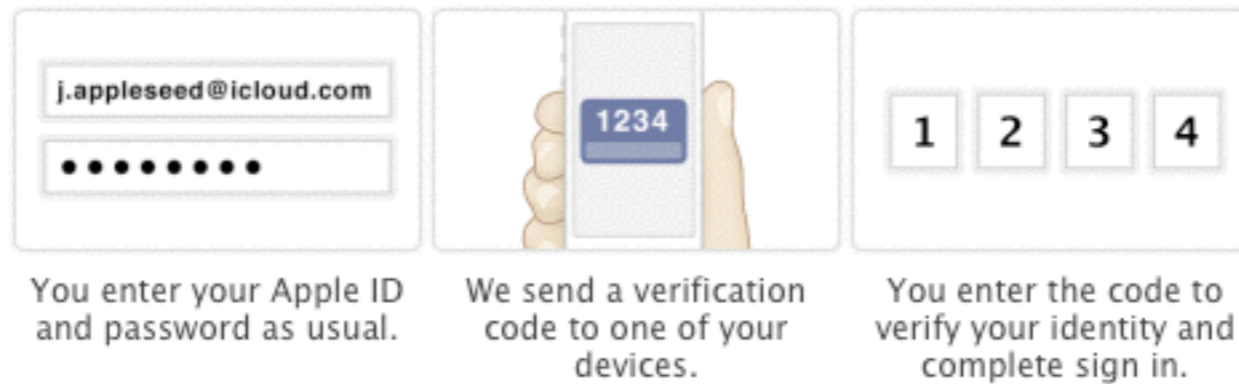
A screenshot of the Apple security question selection interface. It shows three rows, each with a "Security Question" dropdown menu and an "Answer" text input field. The first row has the question "Who was your favorite singer or band in high school?" and the second row has "What was the first album that you purchased?". The third row has "What was the first film you saw in the theater?". All answer fields are filled with asterisks.

Security Question	Who was your favorite singer or band in high school
Answer	*****
Security Question	What was the first album that you purchased?
Answer	*****
Security Question	What was the first film you saw in the theater?
Answer	*****

# Two Factor Authentication

## Two-step verification for Apple ID.

Two-step verification will require you to verify your identity using one of your devices before you can make changes to your account or make an iTunes or App Store purchase from a new device.



You will also get a **Recovery Key** for safekeeping which you can use to access your account if you ever forget your password or lose your device.

No, Thanks


Continue

# What Email to Use?

- Starting Anew - Go with Plus Tagging Support
- Gmail and OSX Mail support Plus Tagging
- One email to admin them all
  - sample@gmail.com
  - sample+apns@gmail.com
  - sample+dev@gmail.com
  - sample+edu7@gmail.com

# Need to Make a Change?

- **appleid.apple.com**
  - change the primary email address
  - update contact and security questions
  - associate additional email address with existing ID
- **iforgot.apple.com**
  - reset Apple ID password




# My Apple ID

## What's an Apple ID?

An Apple ID is your user name for everything you do with Apple: Shop the iTunes Store, enable iCloud on all your devices, buy from the Apple Online Store, make a reservation at an Apple Retail Store, access the Apple Support website, and more.

[Learn more about Apple ID ▶](#)



### Manage your Apple ID

Change preferences, edit privacy settings, and keep your details current.

[Reset your password ▶](#)

### Create an Apple ID

Signing up is quick, easy, and gives you access to all things Apple.

[Find your Apple ID ▶](#)

[Store](#)[Mac](#)[iPod](#)[iPhone](#)[iPad](#)[iTunes](#)[Support](#)

## My Apple ID

### Reset your password

You can change or reset the password for your Apple ID account by providing some information.

Enter your Apple ID to get started.

[Forgot your Apple ID?](#)

Cancel

Next

# Some Options

## My Apple ID

Welcome, Strong Solutions

[Sign Out](#)

### Edit your Apple ID.

You can make changes to your Apple ID at any time. Change your Apple ID and password, change your name and email address, or update your contact information.

Name, ID and Email Addresses



Password and Security



Addresses



Phone Numbers



Language and Contact Preferences



### Manage your Name, ID and Email Addresses.

Below are the name and email addresses on file for your account.

#### Your Name

Strong Solutions

[Edit](#)

#### Apple ID and Primary Email Address

info@spokanemac.com

[Edit](#)

Verified ✓

#### Alternate Email Addresses



Cancel

Save

This email address is not available. Please try again with a different address.

# Some Options

## Change your Apple ID

Languages English

Learn how to change the email address that you use as your Apple ID.

In most cases, your Apple ID is also the [primary email address](#) of your Apple ID account. You can change your Apple ID to any address, except an address used by another Apple ID. You can change the address of any Apple ID, **except an Apple ID that ends with @icloud.com, @me.com, or @mac.com.**

1. Sign out of iCloud, the iTunes Store, App Store, FaceTime, Find My Friends, Find My iPhone, and iMessage on each device that uses your current Apple ID for these services.
2. Go to My Apple ID ([appleid.apple.com](https://appleid.apple.com)).
3. Select "Manage your Apple ID" and sign in. [Forgot your password?](#)
4. Select Edit next to "Apple ID and Primary Email Address."
5. Enter the email address to use as your Apple ID, then select Save Changes. Apple will send a verification email to that address.
6. Open the email from Apple, then click Verify Now in the email. [Didn't receive the email?](#)
7. When the My Apple ID page opens, sign in with your renamed Apple ID.
8. When you see a message that verification is complete, you can begin using your renamed Apple ID. You should also [update the features and services](#) that you use with Apple ID.

# Apple ID Basics (Links)

- <http://www.apple.com/support/appleid/basics/>
- Creating an Apple ID
- Using your Apple ID for Apple services  
<http://support.apple.com/kb/HT4895>
- Security and your Apple ID  
<http://support.apple.com/kb/HT4232>
- Changing your password  
<http://support.apple.com/kb/HT5624>
- Two-step verification  
<http://support.apple.com/kb/HT5570>)
- Changing your Apple ID  
<http://support.apple.com/kb/HT5621>

# Moving from an Old to New Mac?

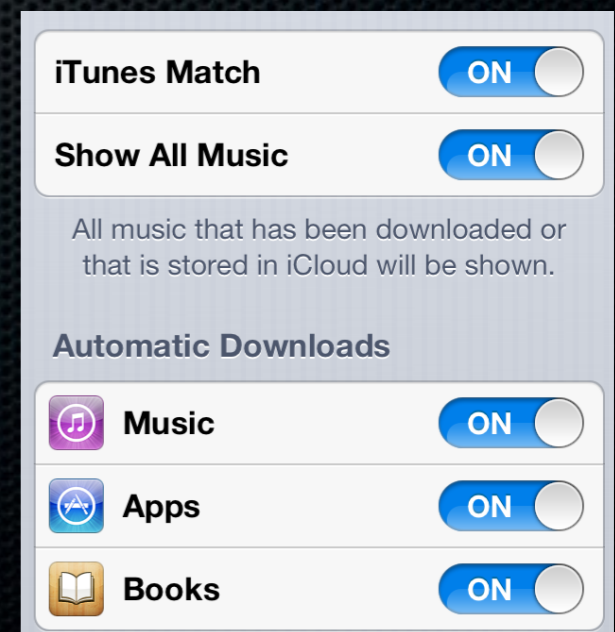
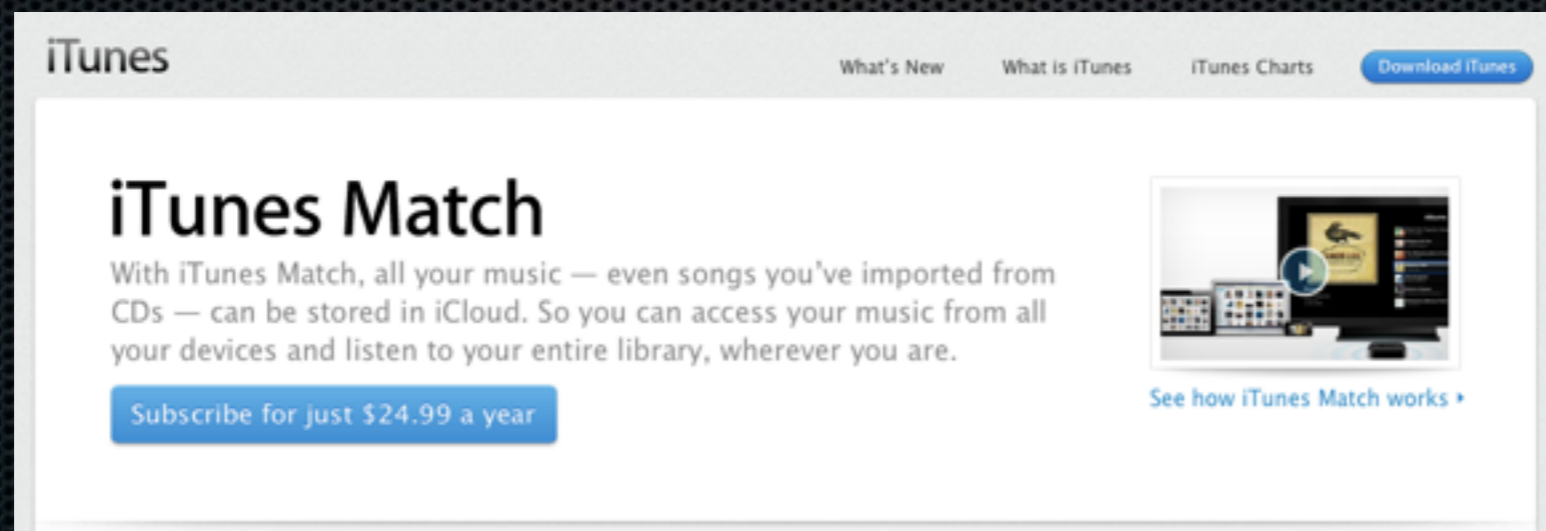
- Migration Assistant is your friend
- Migrate only the User Accounts
- All Media and Device Backups Come Over
- Deauthorize old computer
- Authorize new computer
- iOS Device? Restore from iCloud Backup



iCloud

# iTunes Match

- All your music on All your devices
  - 25,000 songs from your library
    - count does not include music purchased from iTunes
  - up to 10 devices including your Apple TV
  - streaming vs playing directly from device



# Mac App Store

- Apps for your Mac
  - MacBook Air
  - MacBook Pro
  - iMac
  - MacMini
  - MacPro























# iTunes App Store

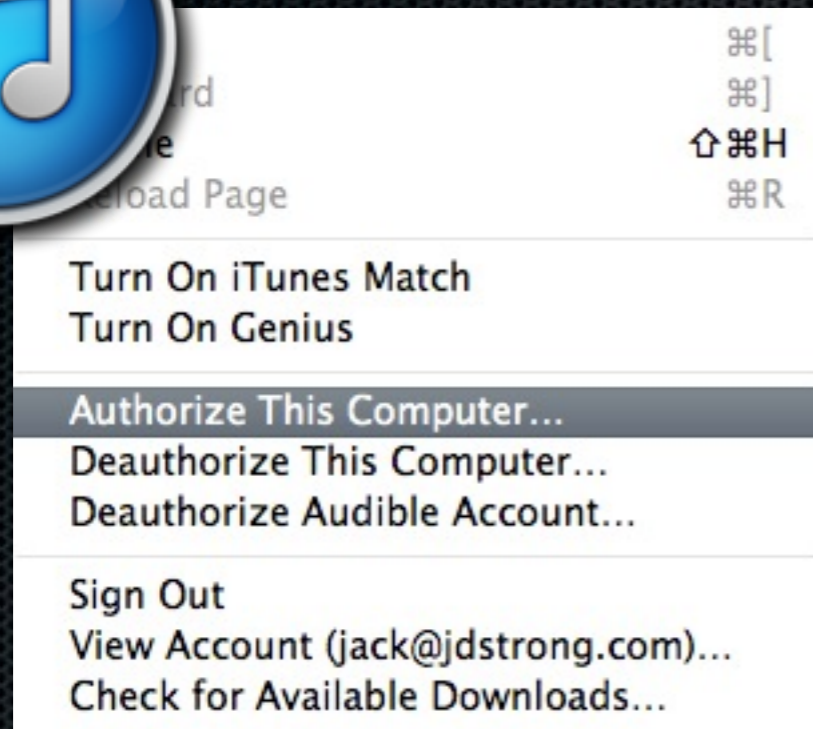

- Apps for your iOS Devices
  - iPod Touch
  - iPhone
  - iPad
  - iPadMini



iCloud

Item	Mac	iOS	Apple TV	PC	Limits	\$
iTunes & App Stores					5 different computers, 10 Devices	FREE
• iTunes Match					25,000 songs, 10 devices	\$24.99 per year
Music (Media)						FREE
Apps (iOS)						FREE
Books (& more)						FREE

# Limitations



- Limit of 5 computers (Mac or PC) authorized for iTunes with a single Apple ID. (Legacy DRM)
- Limit of 10 authorized devices. (New iCloud)
- Sync unlimited number of devices.
- Limit of 3 Apple IDs tied to iCloud *created* on a given device through the device's *lifetime!*

## NOT SURE...

- Limit of content from 5 different accounts on a single device.



# Resetting Authorizations

## Account Information

Secure Connection

### Apple ID Summary

Apple ID:  [Edit >](#)

Payment Type:  [Edit >](#)

Billing Address:  [Edit >](#)

Country/Region: United States [Change Country or Region >](#)

Computer Authorizations: 5 computers are authorized to play content purchased with this Apple ID.

[Deauthorize All](#)

### Store Window Help

Back ⌘[  
Forward ⌘]  
Home ⌘H  
Reload Page ⌘R

Turn On iTunes Match  
Turn On Genius

Authorize This Computer...  
Deauthorize This Computer...  
Deauthorize Audible Account...

Sign Out

View Account ( )...

Check for Available Downloads...

# Personal vs. Institutional/Enterprise

- Personal = Buy it once and put it on all your personal devices
- Schools and Business need a way to get paid content on devices.
- VPP Store
  - Unique Apple ID - Web Based store
  - App Code delivery systems: email / configurator / MDM's
- Volume Apps for Mac
  - Biz: 1-800-854-3680 / Edu: 1-800-800-2775

[Store](#)[Mac](#)[iPod](#)[iPhone](#)[iPad](#)[iTunes](#)[Support](#)

## Volume Purchase Program

### Education

Volume Purchase Program



[Go to the Education Store ▶](#)

### Business

Volume Purchase Program



[Go to the Business Store ▶](#)

[Store](#)[Mac](#)[iPod](#)[iPhone](#)[iPad](#)[iTunes](#)[Support](#)

# Volume Purchase Program for Business

Put more power into the hands of your workforce.

Whether you have ten employees or ten thousand, the Volume Purchase Program makes it simple to find, buy, and distribute the iOS apps and books your business needs.

The Volume Purchase Program also provides a way to get custom B2B apps built by third-party developers to meet the unique needs of your business.

**Get started.**

[Enroll in the Program ▶](#)

**Learn more.**

[Download the Guide ▶](#)



[Store](#)[Mac](#)[iPod](#)[iPhone](#)[iPad](#)[iTunes](#)[Support](#)

# Education Store

## Volume Purchase Program for Education

This Volume Purchase Program allows educational institutions to purchase multiple copies of the same app or book at once. Developers and publishers may also offer a discount for multiple purchases. To use this program you must have a Program Facilitator account, which can be obtained by any Program Manager from your institution. To get started, redeem a Volume Voucher.



Education Store

[Redeem Voucher](#)[Sign In](#)

Search

Media Type

All

Search

The Volume Purchase Program is available in the following countries:

Australia, Canada, France, Germany, Italy, Japan, New Zealand, Spain, United Kingdom, and United States.



## Apple Software Volume Licensing



Apple Software Volume Licensing

# Volume Purchasing for Business



# Combining Apple IDs

appleID1@sample.net

appleID3@example.com



You can't.

Currently no way to combine Apple IDs

# Troubleshooting

- Your email address has changed, but your AppleID hasn't
  - Log into [appleid.apple.com](https://appleid.apple.com)
  - Authenticate
  - Remove the old email address. Save the change.
  - Log out, then log back into [appleid.apple.com](https://appleid.apple.com)
  - Add a new email address as the primary, it will send a verification, go to the new email account and verify the email address.
  - Go back to [appleid.apple.com](https://appleid.apple.com) and verify that the email address is verified.
- Changing a Credit Card Free AppleID to a credit card enabled AppleID and back again.

# Helpful Links

- Managing your Apple ID:
  - <https://appleid.apple.com>
  - <https://iforgot.apple.com>
- iTunes Match:
  - <http://www.apple.com/itunes/itunes-match/>
  - <http://support.apple.com/kb/HT4914>
- Apple ID Security:
  - <http://support.apple.com/kb/HT4232>
- 2 Step Verification:
  - <http://support.apple.com/kb/HT5570>
- Create a Developer ID:
  - <https://developer.apple.com/programs/start/safari/create.php>
- iTunes Support Devices:
  - <http://www.apple.com/support/itunes/devices/>
- Changing Your Apple ID Email Address:
  - [http://support.apple.com/kb/HT5621?viewlocale=en\\_US&locale=en\\_US](http://support.apple.com/kb/HT5621?viewlocale=en_US&locale=en_US)
- FAQ on Apple IDs:
  - [http://support.apple.com/kb/HT5622?viewlocale=en\\_US&locale=en\\_US](http://support.apple.com/kb/HT5622?viewlocale=en_US&locale=en_US)
- VPP Portal and Info:
  - <https://volume.itunes.apple.com/?l=en>
  - <http://www.apple.com/business/vpp>
  - <http://vpp.itunes.apple.com/faq>
  - <http://www.apple.com/education/volume-purchase-program/faq.html>
- Volume Licensing for Mac Apps:
  - <http://www.apple.com/mac/volume-licensing/>
  - 1-800-854-3680

# Questions?



Jack-Daniyel Strong  
[jack@spokanemac.com](mailto:jack@spokanemac.com)  
[@SpokaneMac](#)