



An Open Source Addition To Your DevOps Toolkit

Richard Gaskin
Fourth World Systems



What We'll Cover

Mastery of LiveCode

(not)

What We'll Really Cover

What is LiveCode?

What can I do with it?

How does it work?

Let's make an app!

Get LiveCode

LiveCode is Free

...as in beer

...as in freedom

Community License: GPL v3

www.LiveCode.com

Why LiveCode?

Omni-Platform

- Mac OS X
- Windows
- Linux
- iOS
- Android
- Server

Why LiveCode?

- Easy to Learn
- Live Code - no compile/runtime cycle
- Deeply Integrated GUI Controls
- Self-Contained Standalone Apps
- Client and Server
- Extensible

LiveCode for DevOps

Middleware Workflows

- AppleScript & VBScript
- Shell Commands
- Sockets

Database Support

- SQLite
- MySQL
- ODBC

LiveCode Community

Learning and Support

- Forums
- Mailing List
- Tutorials
- Web Sites

Components

- Charts, Reports, and More

What Can I Make?

- Dashboards
- Reporting Systems
- Process Automation
- Decision Support
- Training Systems
- Web Development Tools
- Nearly Anything You Need

The LiveCode IDE is built in LiveCode!

Display Options

- ☒ Show data labels
- ☒ Show drop shadow

Marker size:

- ☐ 0
- ☐ 1
- ☐ 2
- ☒ 3

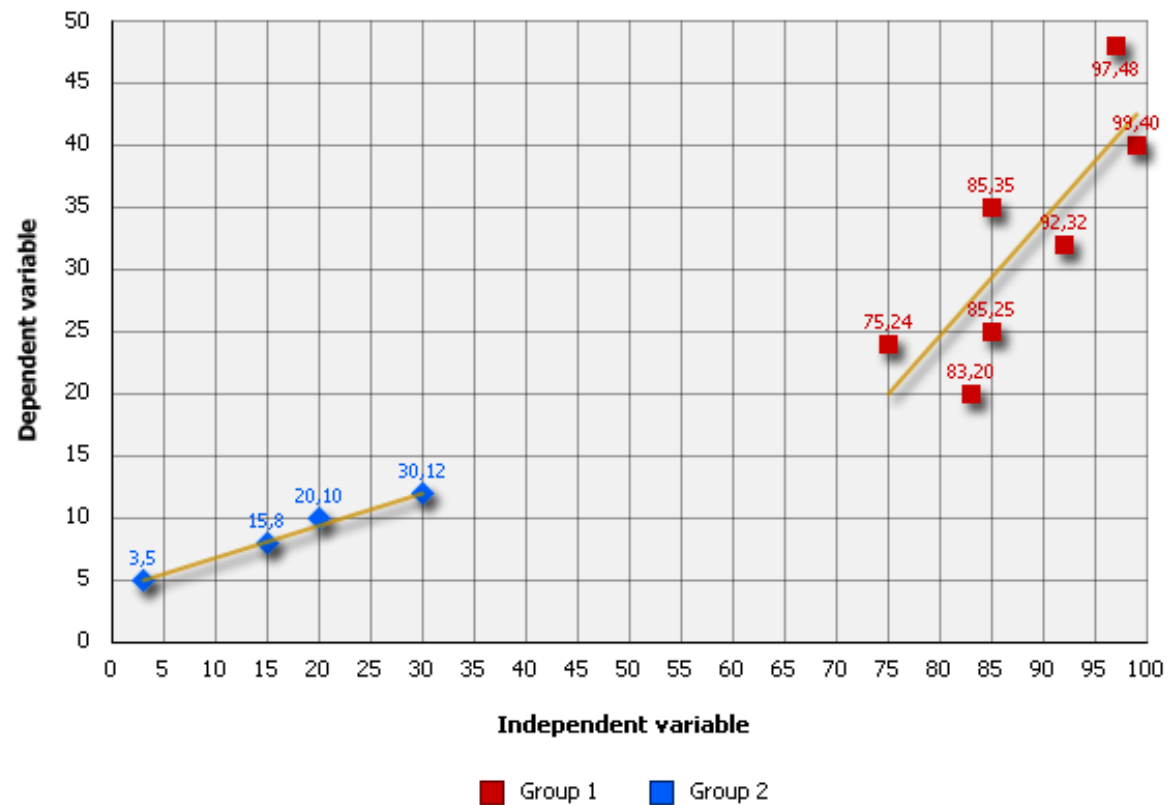
Marker style/s:

-
- and
-

Trend Line:

- ☒ Show trend lines
- Color:
- ☐ Show trend info

Scatter chart





Inspire a generation

Olympic Games 27 July - 12 August

2008 Beijing

Clear all data

Update the table and charts as the results come in!

You need **ChartMaker** available from www.FlexibleLearning.com

Enjoy the Games!

Country ▼

China
USA
Russia
Great Britain
Australia
Germany
Korea
Japan

Gold ▼



51
36
23
19
14
16
13
9

Silver ▼



21
38
21
13
15
10
10
6

Bronze ▼



28
36
29
15
17
15
8
10

Total ▼

223
220
140
98
89
83
67
49

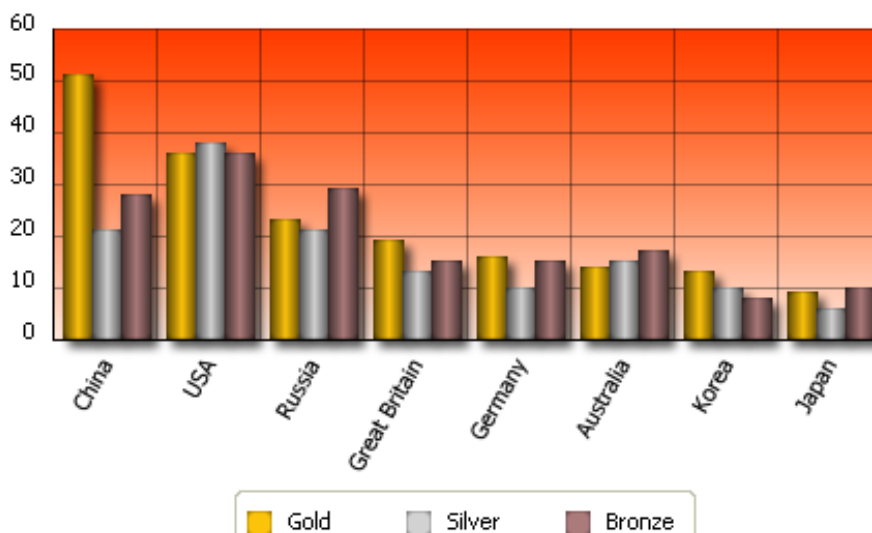


Olympic Games
Gold Medals



Gold

- China: 51 (28%)
- USA: 36 (20%)
- Russia: 23 (13%)
- Great Britain: 19 (10%)
- Germany: 16 (9%)
- Australia: 14 (8%)
- Korea: 13 (7%)
- Japan: 9 (5%)



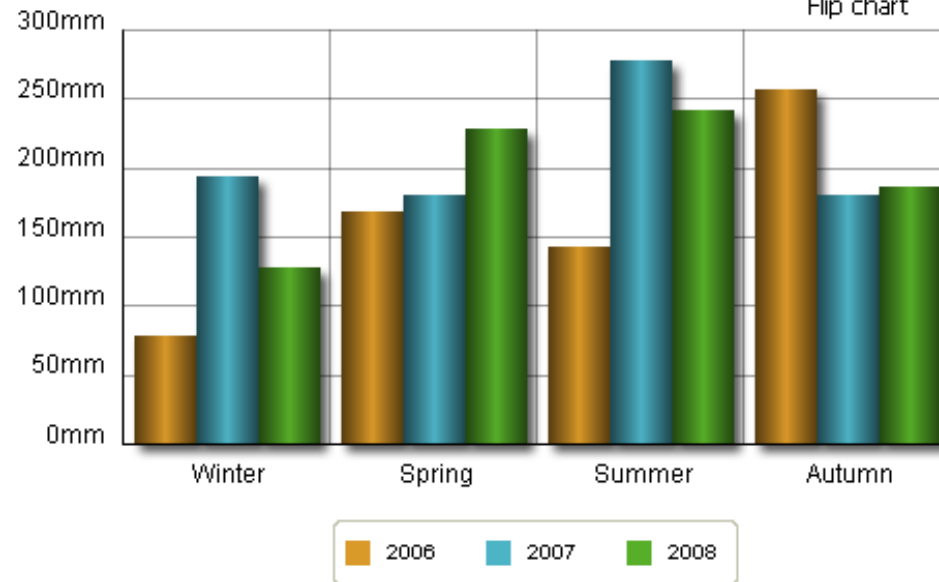
a chartmaker
masterclass

Rainfall Overview

~ Measured at Turvey, Bedfordshire ~
by www.zen40267.zen.co.uk

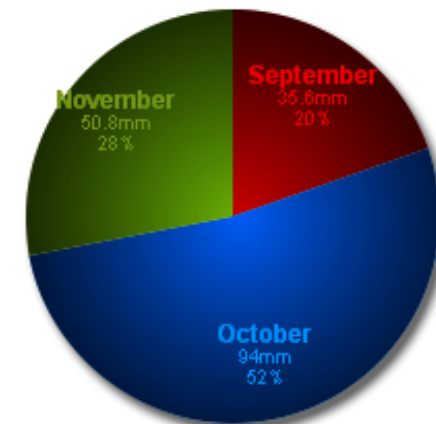


Flip chart



Rainfall by month

~ Autumn 2007 ~



Total rainfall in the autumn of
2007 was 180.4mm



November 2007 had about
2 inches of rain

Click the charts to get the details!

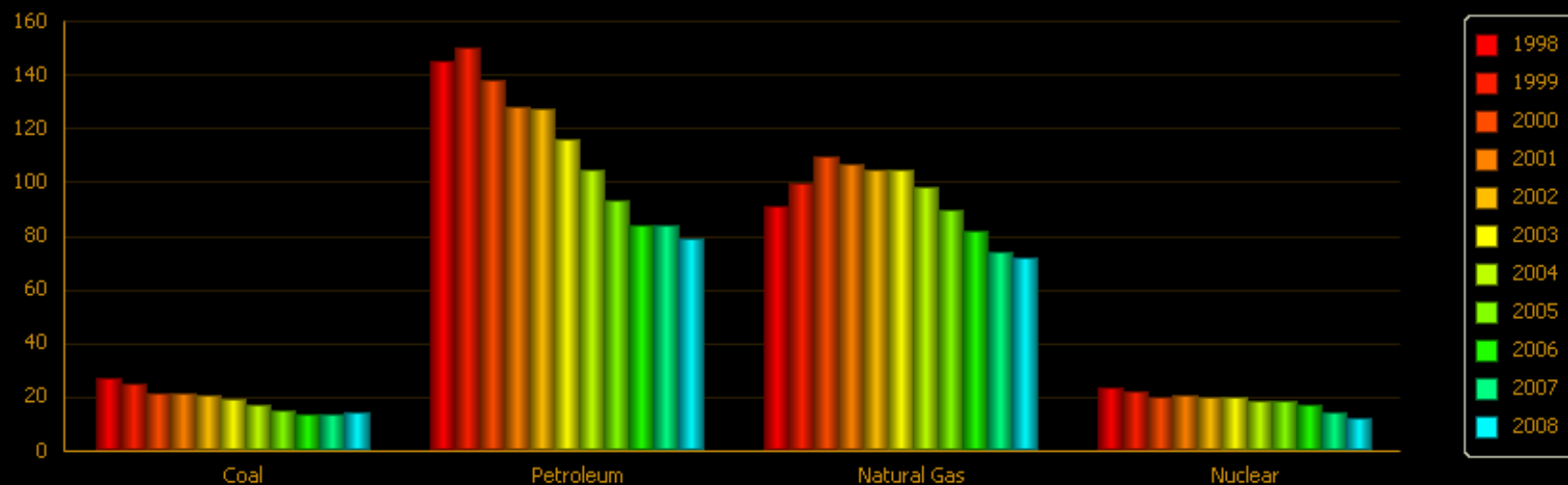


ReSet

Production of UK Primary Fuels

Million tonnes of oil equivalent

(Source: stats.berr.gov.uk/uksa/energy/sa20090625a.htm)

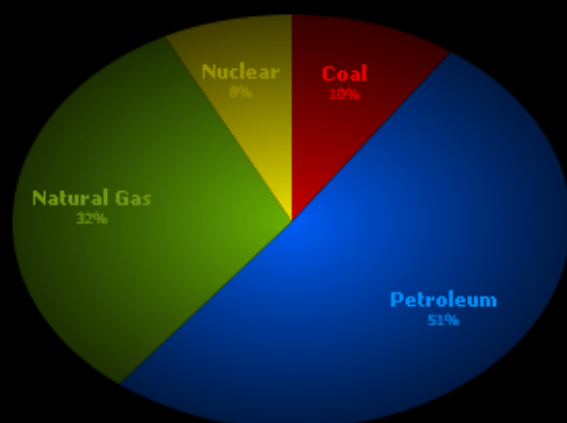


Flip me!

1998 ▼ Pie Bar Column

Detail for the Year

1998



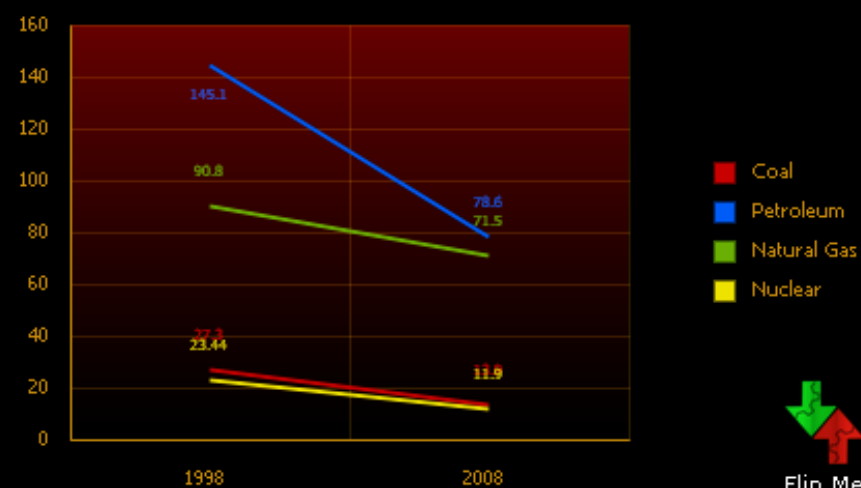
1998

- Coal: 27.3 (10%)
- Petroleum: 145.1 (51%)
- Natural Gas: 90.8 (32%)
- Nuclear: 23.44 (8%)

2008 ▼ Line Bar Column

Comparison with the Year

1998 & 2008



Flip Me!

Case Study: WebMerge

The screenshot shows the 'Fourth World WebMerge' application window. The 'Index Pages' tab is selected, displaying various configuration options for creating index pages. On the left, a help panel provides instructions for this tab. The main area includes sections for 'Index Template', 'When To Make New Index Pages', and 'Naming New Index Pages'. At the bottom, there are controls for processing records, including a 'Test Mode' checkbox, a record count of '10 records', and a 'Build Pages' button.

Fourth World WebMerge

Index Pages

☒ Create Index Pages in **Folder...** `/Users/rg/Area51/4W/WebMerge/wm26/_TEST_Example_Files/US_Congress_Contact_Info`

This tab provides options for creating index pages, with an entry for each record.

The top section lets you specify which template will be used to build your index.

You can create a single index page or multiple pages.

The middle section lets you determine when new index pages are made.

The last section on this tab lets you set how the index pages will be named.

Index Template

☒ Auto-Create New Template showing Field: `Code`

☐ Use one template file for Index pages: **File...**

☐ Use Template file specified in Field: `Code`

When To Make New Index Pages

☐ All records on one page

☒ Multiple pages ☒ When the value of field changes: `Code`

☐ Max number of records per page: `100`

Naming New Index Pages Example: `index1.html`

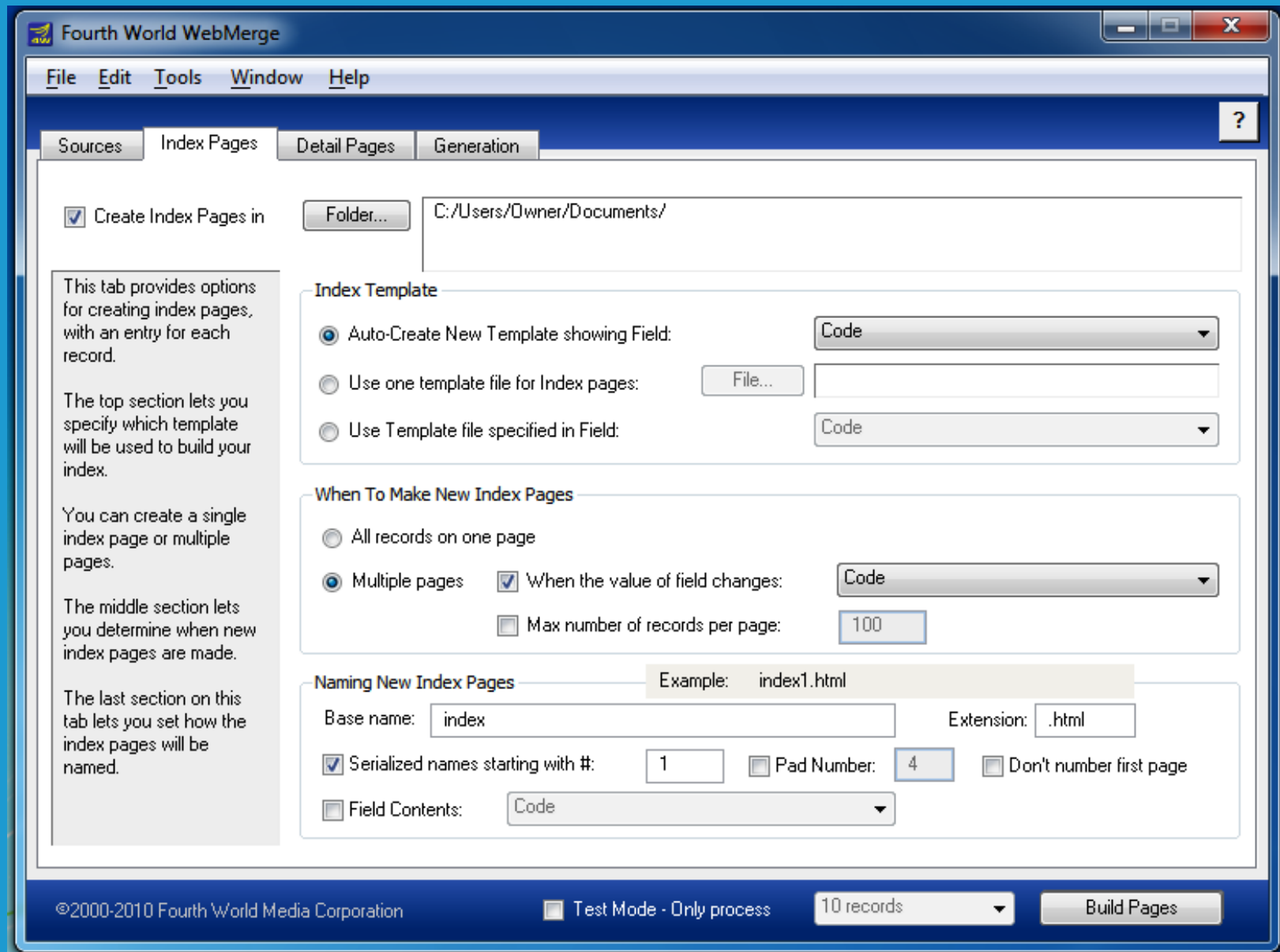
Base name: `index` Extension: `.html`

☒ Serialized names starting with #: `1` ☐ Pad Number: `4` ☐ Don't number first page

☐ Field Contents: `Code`

©2000-2009 Fourth World Media Corporation ☐ Test Mode - Only process `10 records` **Build Pages**

Case Study: WebMerge



Case Study: WebMerge

Fourth World WebMerge

File Edit Tools Window Help

Sources Index Pages Detail Pages Generation

☒ Create Index Pages in Folder... /media/4W2Go/pres parts/WM-nux/_TEST_Example_Files/US_Congress_Contact_Info/Database/

This tab provides options for creating index pages, with an entry for each record.

The top section lets you specify which template will be used to build your index.

You can create a single index page or multiple pages.

The middle section lets you determine when new index pages are made.

The last section on this tab lets you set how the index pages will be named.

Index Template

☒ Auto-Create New Template showing Field: Field_001

☐ Use one template file for Index page File...

☐ Use Template file specified in Field: Field_001

When To Make New Index Pages

☐ All records on one page

☒ Multiple pages ☒ When the value of field changes Field_001

☐ Max number of records per page 100

Naming New Index Pages Example: index1.html

Base name: index Extension: .html

☒ Serialized names starting with #: 1 ☐ Pad Number: 4 ☐ Don't number first page

☐ Field Contents: Field_001

©2000-2010 Fourth World Media Corporation ☐ Test Mode - Only process 10 records **Build Pages**



Print Open Archive Letter Fax Email Labels

Save Search Update Search Delete Search Share Search

Report: Addresses ☐ Clients only

Stored Searches: Select...

Search for records where:

First Name	Contains	John	
And	Company	Starts With	B

Found: 4

First Name Contains 'John' and Company Starts With 'B'

Reset

Search

[illegible]



Search for records where:

First Name	Contains	John	
And	Company	Starts With	B

Found: 4

First Name Contains 'John' and Company Starts With 'B'

Reset

Search

[illegible]



Overview

Recommendations

Community

Rooms

Categories

Electronics

Household

Lighting

Device Name	Energy Rating	Watts	Purchased	Daily Usage	Room	Category
Ceiling Light 1		40.00		4.00	Kitchen	Lighting
Cooker		1000.00		1.50	Kitchen	Household
Extractor		40.00		1.00	Kitchen	Household
Fridge		500.00		10.00	Kitchen	Household
Heater	High	450	10/05/95	24	Kitchen	Household
Heater		500.00		1.00	Kitchen	Household
Kettle		800.00		1.00	Kitchen	Household
Microwave		150.00	04/01/08	2.00	Kitchen	Household
Oven		1500.00		1.00	Kitchen	Household
Toaster		400.00		0.25	Kitchen	Household
Washing Machine		600.00		1.00	Kitchen	Household

Energy Feed

Selected: Fridge in Kitchen

Analytics

Reduce Consumption

Confirmed: Signed in to
EuropeanElectric

Your login details:

sims|

.....

Submit

Signed in

Submit **Meter Reading** to
EuropeanElectric at 13:20
on 9 December 2008

Send

Fridge consumes:

15.80 % of House



23.47 % of Room



20.50 % of Category



The Fridge in Kitchen costs you 198.58 € per year

This appliance consumes: **1.07** Barrels of oil per year
Total home consumption: **18.62** Barrels of oil per yearYearly total spend: **€1,256.87**

Appliance Statistics

Appliance is responsible for:

23.47 % of consumption in Kitchen

20.50 % of consumption in Household

This appliance costs you:

approx. € 0.54 every day**approx. € 49.65 every quarter****approx. € 198.58 every year**

Optimizing by 10% saves you:

approx. € 19.86 every year

Click to optimize this appliance

+ Room

+ Appliance



Use the recommendations to reduce consumption trends

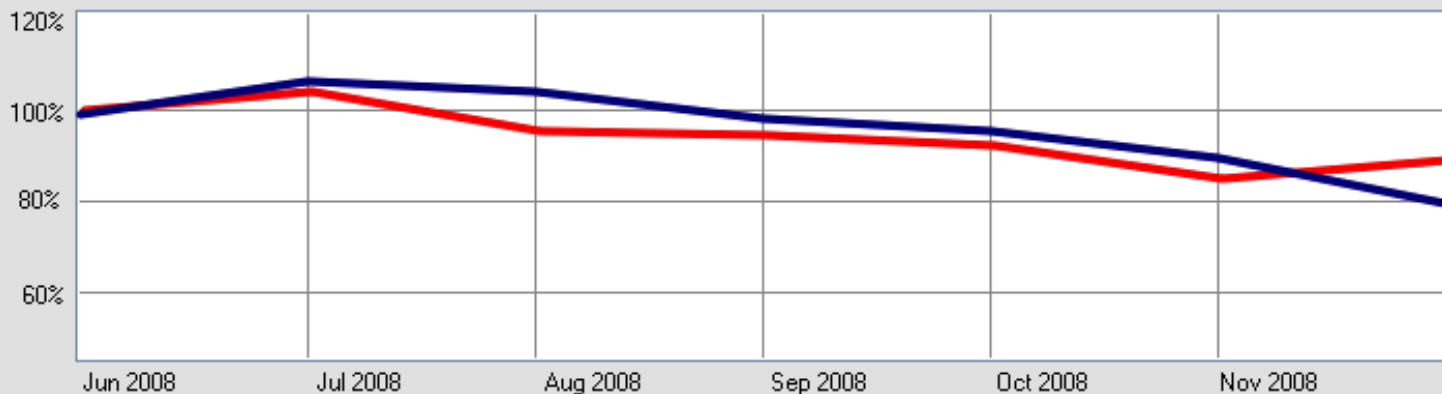
Search

Overview

Recommendations

Community

- Rooms
- Categories



Consumption History

Legend:

- Spend
- kW Usage

Energy Feed

Recommendations & Optimization Tasks

TakeCharge Community

Confirmed: Signed in to EuropeanElectric

Your login details:

jim sims

.....

Submit Signed in

Submit Meter Reading to EuropeanElectric at 13:20 on 9 December 2008

Send

Energy Feed

Save My Data

+ Room + Appliance

FROM YOUR TASK LIST

- ☐ Clean lint screen (Washing Machine)
User rating: ★★★★★
- ☐ Fix shower head leakage (Shower)
User rating: ★★★★★
- ☐ Fix door sealing (Refrigerator)
User rating: ★★★★★
- ☐ Partial defrost (Refrigerator)
User rating: ★★★★★

View All

THIS TIME OF YEAR YOU SHOULD...



Clear skies tomorrow

Air dry clothes to reduce heating, dryer and dehumidifier costs



It's getting colder

Make sure your heaters are clean and in the center of the room.

NEWEST IDEAS

- ☐ Turn off computers & monitors at weekends.
SUBMITTED BY RICHARD 2 DAYS AGO | ELECTRONICS
User rating: ★★★★★

Submit your own recommendation

NEWS FEED

Will the US be ready in Copenhagen?

from CLIMATE FEEDBACK at 18.06 today.

Germany revises emissions down 0.1 per cent

from POINT CARBON at 17.33 today.

42 Devices in 5 Rooms

ScreenSteps Pro - GLX

Mode

New

Export

Inspect

New Step

Capture

Clipboard

Lesson Library

32

Configuration

7

GLX Framework

32

Preferences

2

Integrating Deployments with Your Favorite Installers

[Back to Library](#)

GLX Framework

Description

During the build process the application packager can copy files into the build folder and run an AppleScript file. You can use these features to quickly build installers for the new build.

Add a File to Copy to Build Folder

Configure GLX Application - Version 0.5.0.1

Save Settings

Refresh Display

Framework version: 1.0.0.2

General

Stacks & Externals

Files

Preferences

Standalone Resources

Build Profiles

2

Development

+

-

Copy files to build folder:

...

Run AppleScript after build:

...

67 %

Open the **Build Profiles** (1) tab and select the build profile (2) you want to modify.

Click on the button (3) to select a file to copy to the build folder.

Select File

Select File:




Figure Properties

Line Attributes

Width: 14

Color: ☒ Web

Applies to all lines in the selected figure(s), replaces indiv. settings

Scale: 100 %

Angle: 0

Flip: ☐ ☐

Align:

☐


Commands

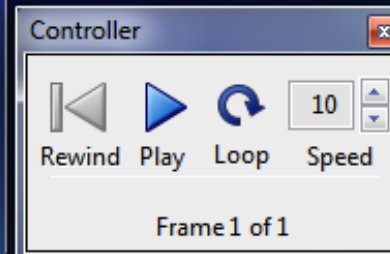
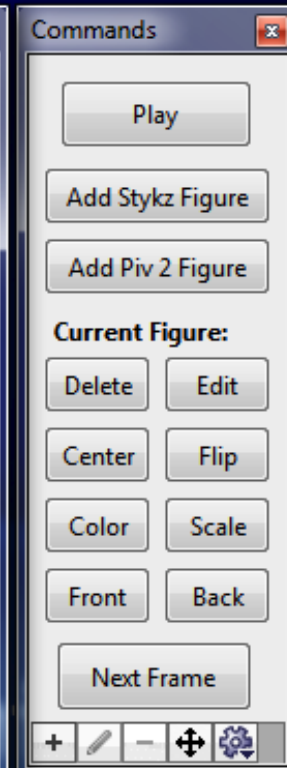
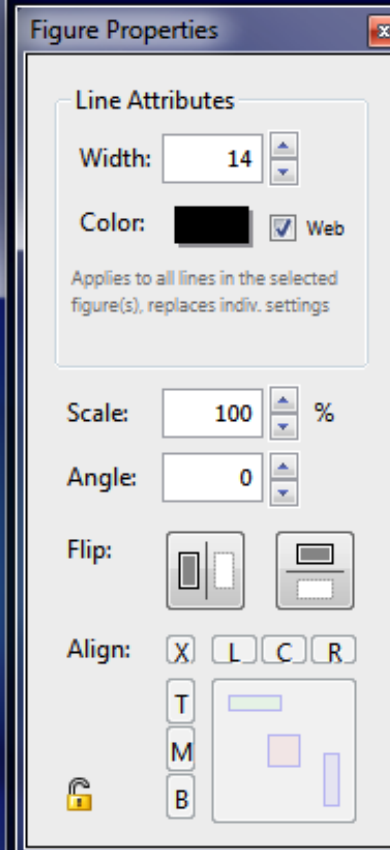
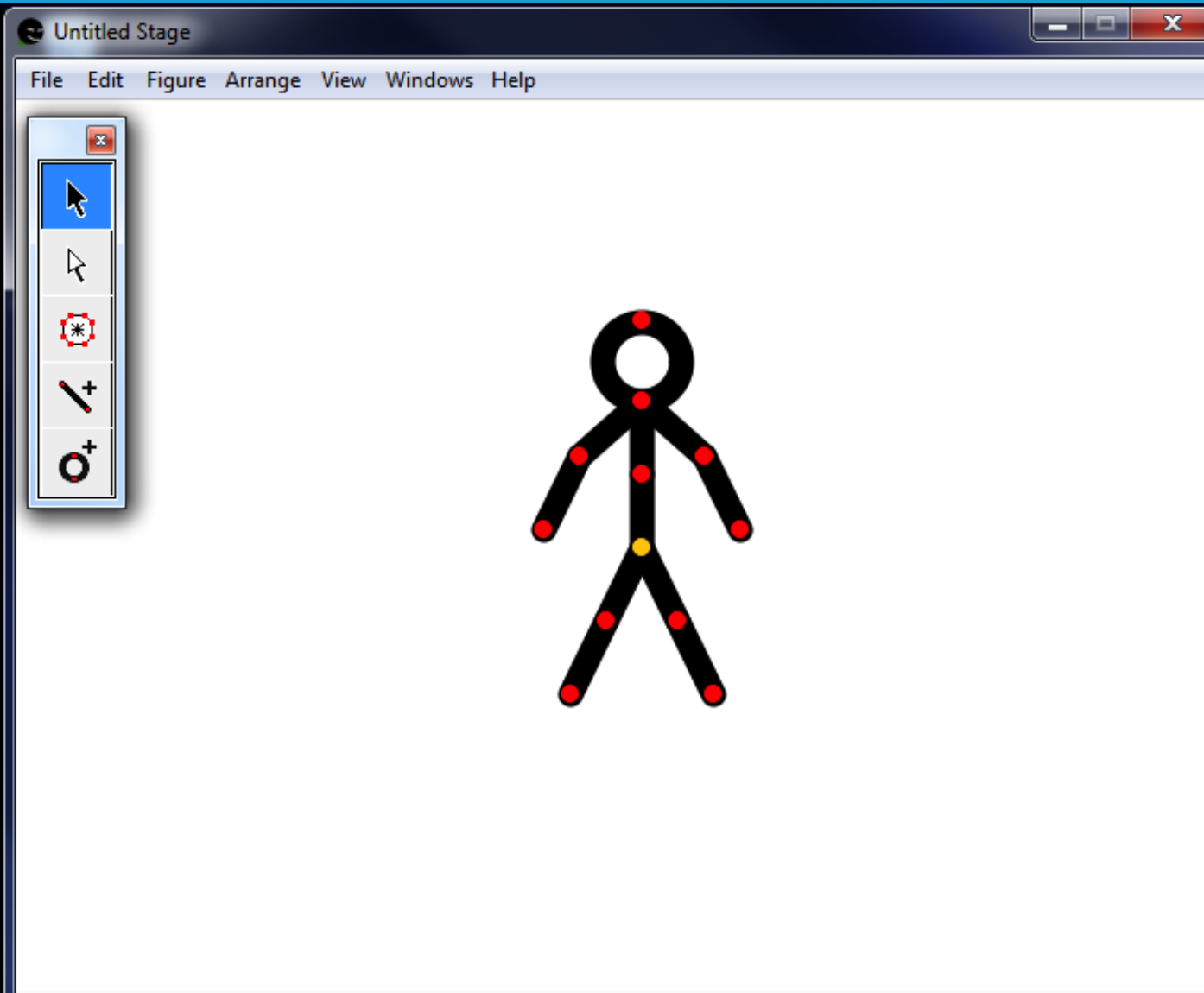
Current Figure:

Controller

Frame 1 of 1

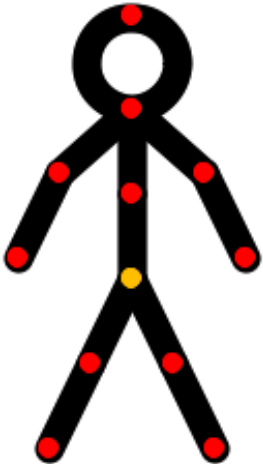
Frames

1



Untitled Stage

File Edit Figure Arrange View Windows Help



Tools: Select, Lasso, Rotate, Pen, Circle

Figure Properties

Line Attributes

Width: 14

Color: ☒ Web

Applies to all lines in the selected figure(s), replaces indiv. settings

Scale: 100 %

Angle: 0

Flip: ☐ ☐ ☐

Align: ☒ L ☐ C ☐ R

☐ T ☐ M ☐ B

☐

Command

Play

Add Stykz Figure

Add Piv 2 Figure

Current Figure:

Delete Edit

Center Flip

Color Scale

Front Back

Next Frame


+ - + - +

Controller

Rewind Play Loop Speed 10

Frame 1 of 1

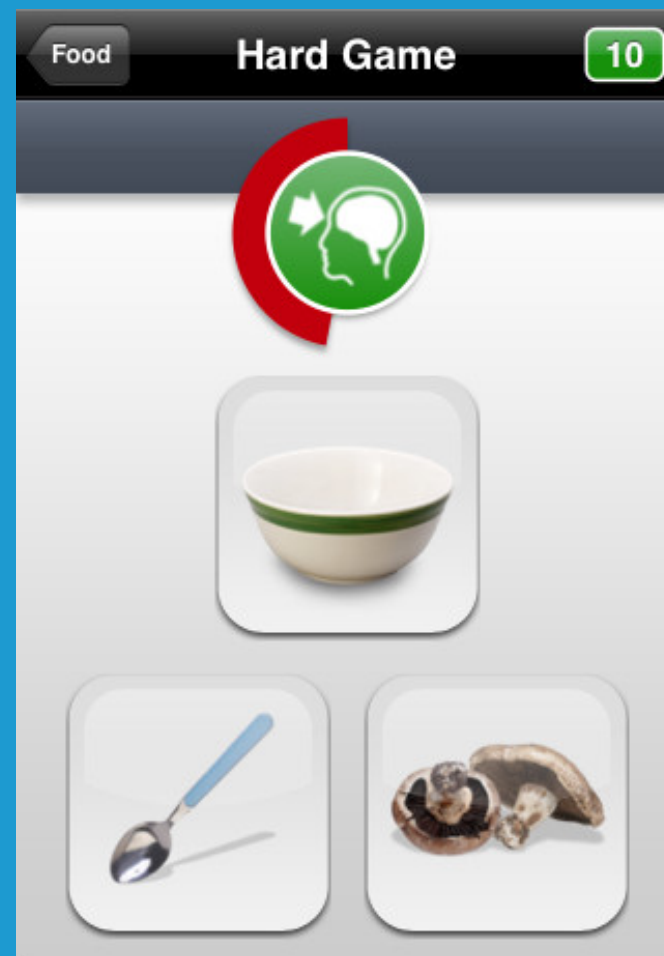
Frames



1

New Frame






Carrier 2:27 PM

Home Search Basket Area Info

25 of 1774




€ 255,000

Pont L'Abbe Area, Manche

4 Bedroom House (habitable) + outbuildings

BV-224




€ 267,940

Corbieres, Aude

0 Bedroom New developments

Les Jardins St Benoit/D'GR #364*




€ 240,000

Near La Haye Du Puits, Manche

3 Bedroom House (habitable)+outbuildings,2 acres+

BV-537




€ 650,000

Near Aire Sur L'Adour, Landes

4 Bedroom House (good)+outbuildings,2 acres+

637CHB/1023BB



€ 1,070,000

Near Biarritz, Pyrenees Atlantiques

3 Bedroom House (good)

642CHB

Change Currency Sort Listing Map View

Carrier 2:26 PM

Home Search Basket Area Info

Select locations to search in



Next

Haute Marne

PARIS

All Paris

PICARDY

Somme

Carrier 2:27 PM


Home Search Basket Area Info

Near Biarritz, Pyrenees Atlantiques

3 Bedroom House (good)

642CHB

€ 1,070,000



Beautiful detached house with terrace, set in almost half an acre (1700m2) of mature gardens situated on a golf course with views across the links, and only 500m from the sea. Built in 1970 and offering 215m2 of living space, the house comprises: Ground Floor: Entrance, L-shaped reception room with fireplace, fitted kitchen, 3 bedrooms, bath/shower room, wc. First Floor: Converted attic with wc and wash basin. Oil central heating. Central vacuum cleaner system. Warming from

Change Currency Contact Latitudes Add To Cart



Logitech® Software Setup

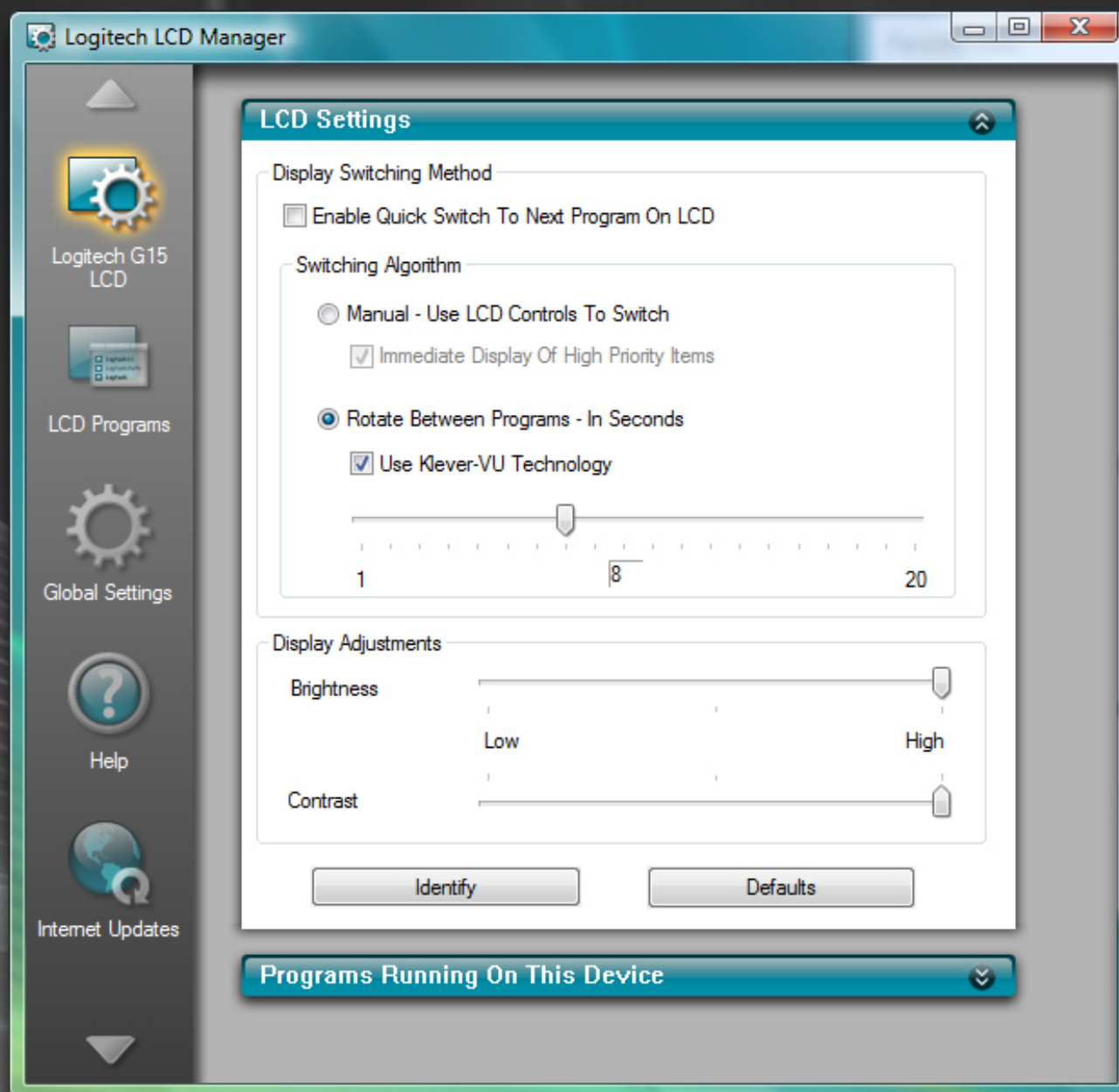


Welcome to Logitech®

Logitech products are designed to help you use your PC more effectively. Take advantage of enhanced product capabilities and features by installing and using this software.

Click on the arrow key to continue the installation process.







Copyright Tactile Media. All Rights Reserved.

How LiveCode Works

Objects

- Controls
- Cards
- Stacks

...Have Properties

...Receive Messages

Diving in...

Let's make an app!