



iOS 7 Deployment & Management Strategies

-or-

How I Learned To Stop Swearing At Configurator

in front of other people

Nick McSpadden
Client Systems Manager
Schools of the Sacred Heart

Stuart **Hall &**
Convent *of the* Sacred **Heart**

Schools *of the* Sacred Heart | San Francisco

At the Mountain of Madness

iOS 7 release torments our bandwidth.

Configurator Supervision challenges our patience.

“Coming Soon” VPP changes linger ~~beyond the horizon~~ **oh
wow they just came out Monday holy carp what do I do,**
teasing our parched throats with the promise of the sweet
beverage of simple license management.

Hope you didn't just spend a lot of money on iMovie for iOS.



Preparation

D-Link DUB-H7 7 port USB hub



Asset Tags



Infocase Fieldmate for iPads



http://www.infocase.com/product_search.php?id_num=245#



Two separate VPP accounts
Configurator vs. MDM

Institutional AppleID

For Configurator/Supervised devices

We retain ownership of apps

Individual AppleIDs For MDM

~~We give away apps as consumables~~
Managed Distribution retains ownership

For Edu: Apple hints at a way to create AppleIDs for students ahead of time - “Coming Soon.”



Enroll students of all ages in iTunes U, iCloud and more.

Coming soon

Students with Apple ID can have an enhanced personal experience with access to great online services like iTunes U, iCloud backup, and the ability to receive licenses in the new Volume Purchase Program. And now schools will have a program to facilitate Apple obtaining verifiable parental consent for personal Apple IDs for students under age 13.

<http://www.apple.com/ios/education/>

Until “Coming Soon” means “it’s here,” creating AppleIDs
in bulk is...


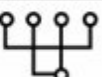





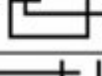

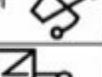


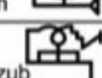
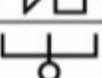

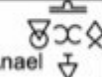







You can pre-create Apple IDs in bulk
using Allister Banks' Sikuli
AutoAppleID Creator.

<https://github.com/arubdesu/Sikuli-AutoAppleID-Creator>

How To Install and Set Up Sikuli...

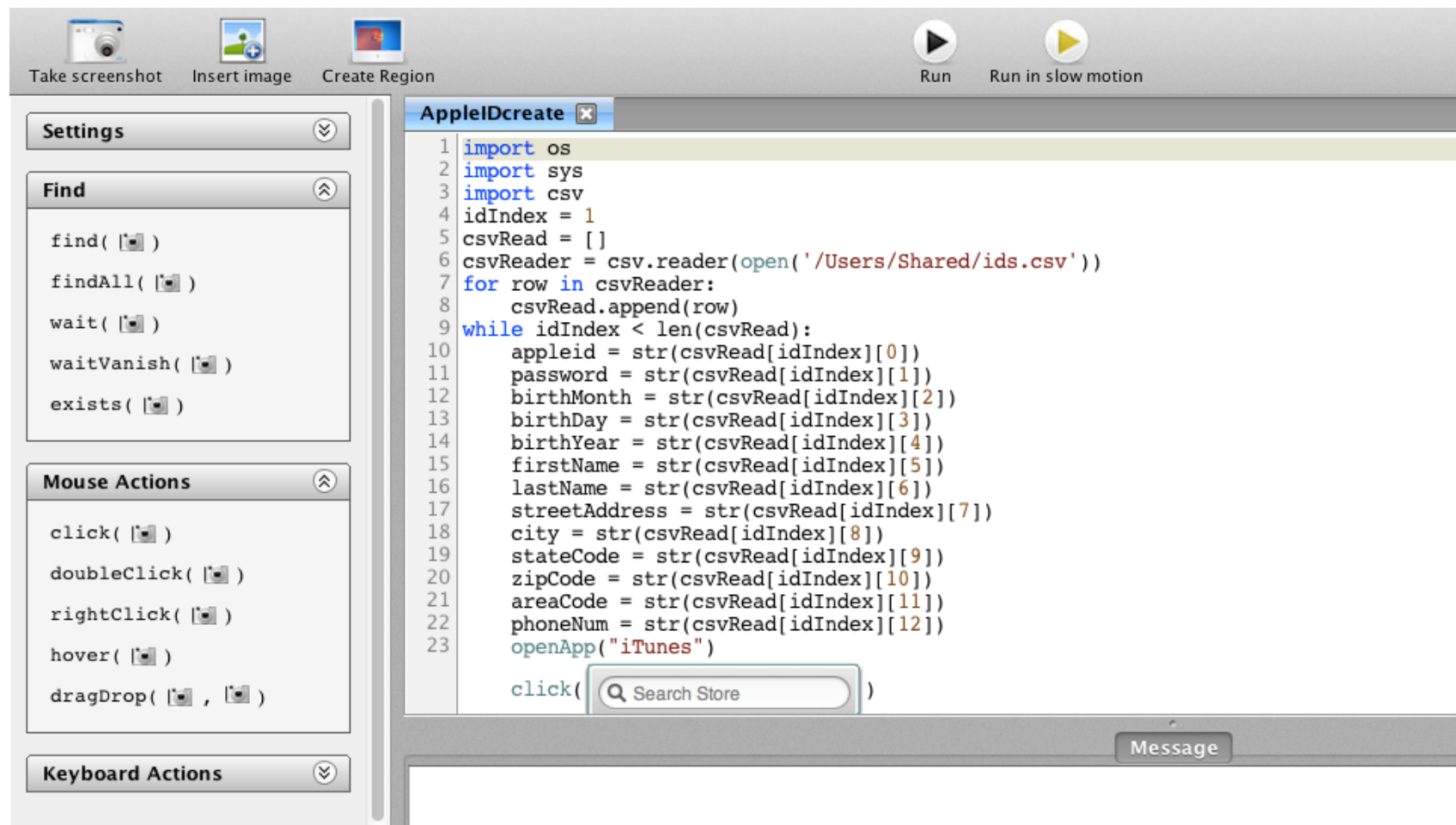


PLANET	BLACK VENUS	OLYMPIC	AMET
Moon	Mogarip 	Phul 	Galas 
Mars	Amabosar 	Phaleg 	Innon 
Jupiter	Alkyzub 	Bethor 	Horlwn 
Saturn	Belzazel 	Araltron 	Gethog 
Mercury	Falkaroth 	Ophiel 	Thaoth 
Sun	Mephgazub 	Och 	Aaoth 
Venus	Anael 	Haggith 	Galethog 

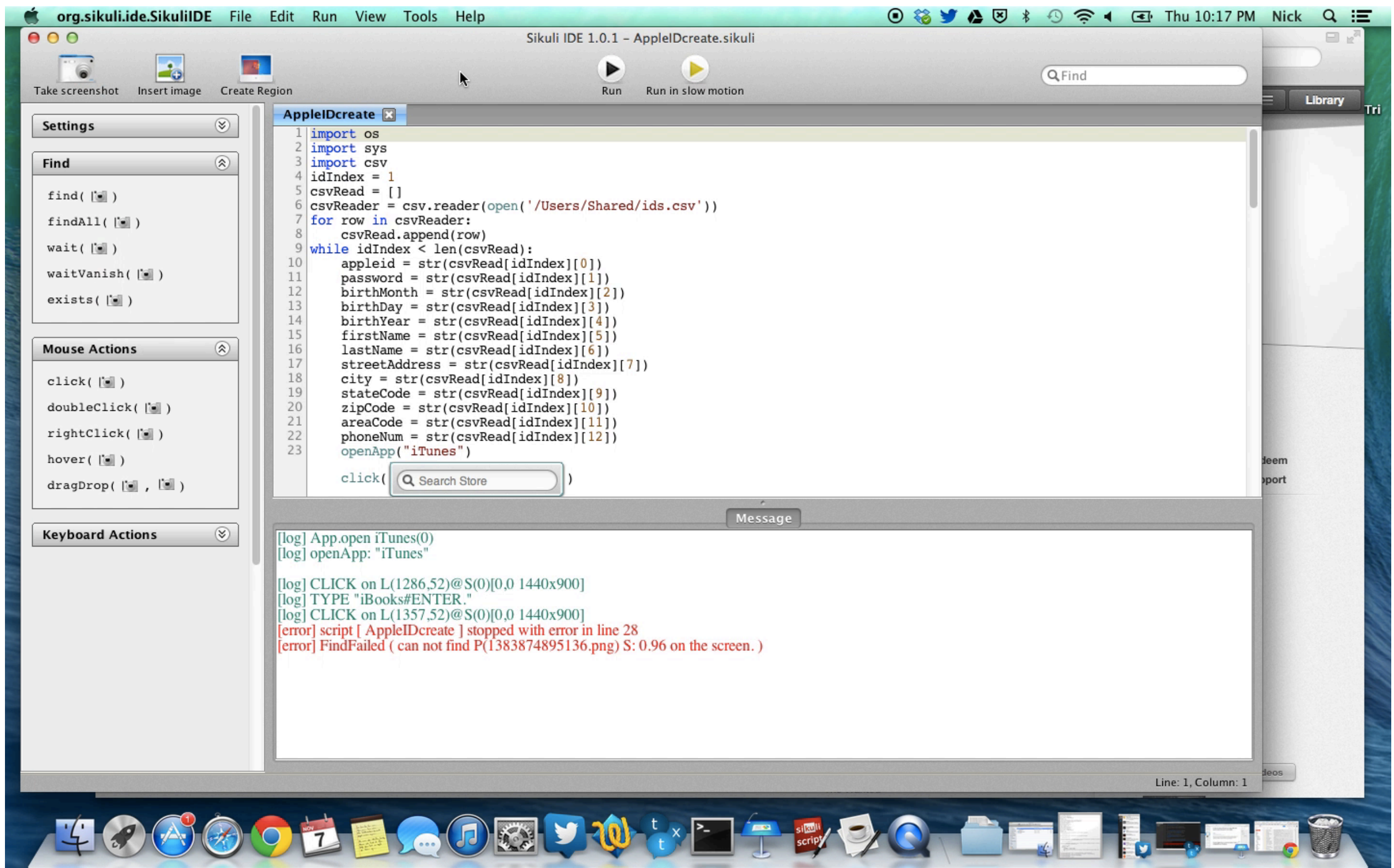


Every proper ritual has 3 phases: a beginning, a body ritual, an end.

- Beginning – Chose a proper place, clean it so you would feel that this is not an ordinary occasion. Prepare all needed ritual utensils. Place four candles north, east, south, west (could be of any color, although I prefer black ones, but you can have one of each corresponding color) on each quarters of the circle. Altar is in the middle (more or less) of the circle, directed north or any direction you find suitable for that occasion.



Take a CSV file with names and AppleIDs and go through the iTunes process automatically.



It took me about ~40 hours to create 400 with several stops-and-starts in the middle.


nsdjoey

Re: need to create lots of apple id's

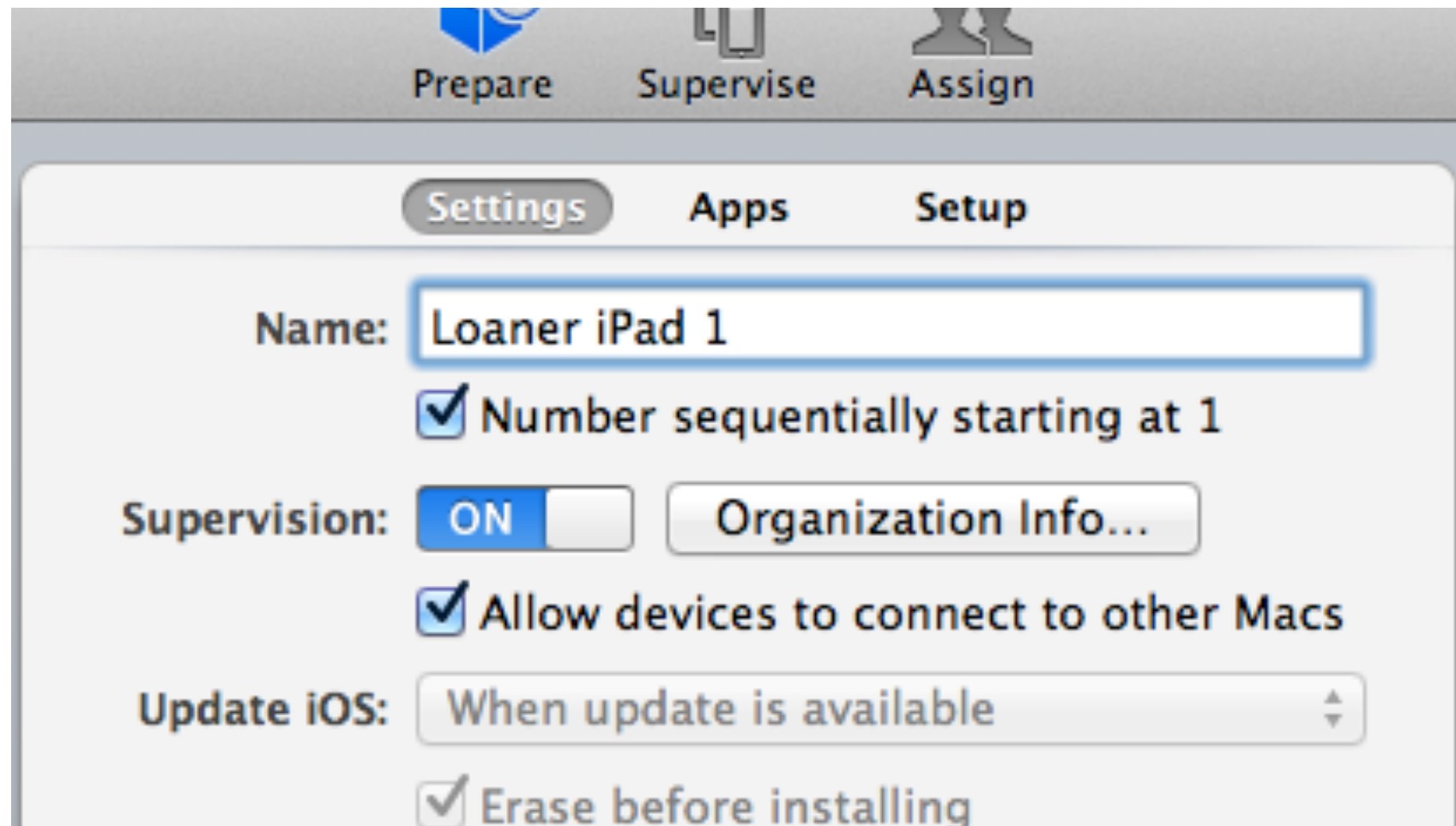
Aug 20, 2012 7:59 AM (in response to CDESSC)

Apple limits the number of Apple IDs that can be created from a single computer in a 24 hour period. However, if you are an organization that is doing what you are doing (creating a bunch of IDs for each iPad/iPhone), you should be able to ask Apple to whitelist your IP address so that you can make a bunch of Apple IDs.

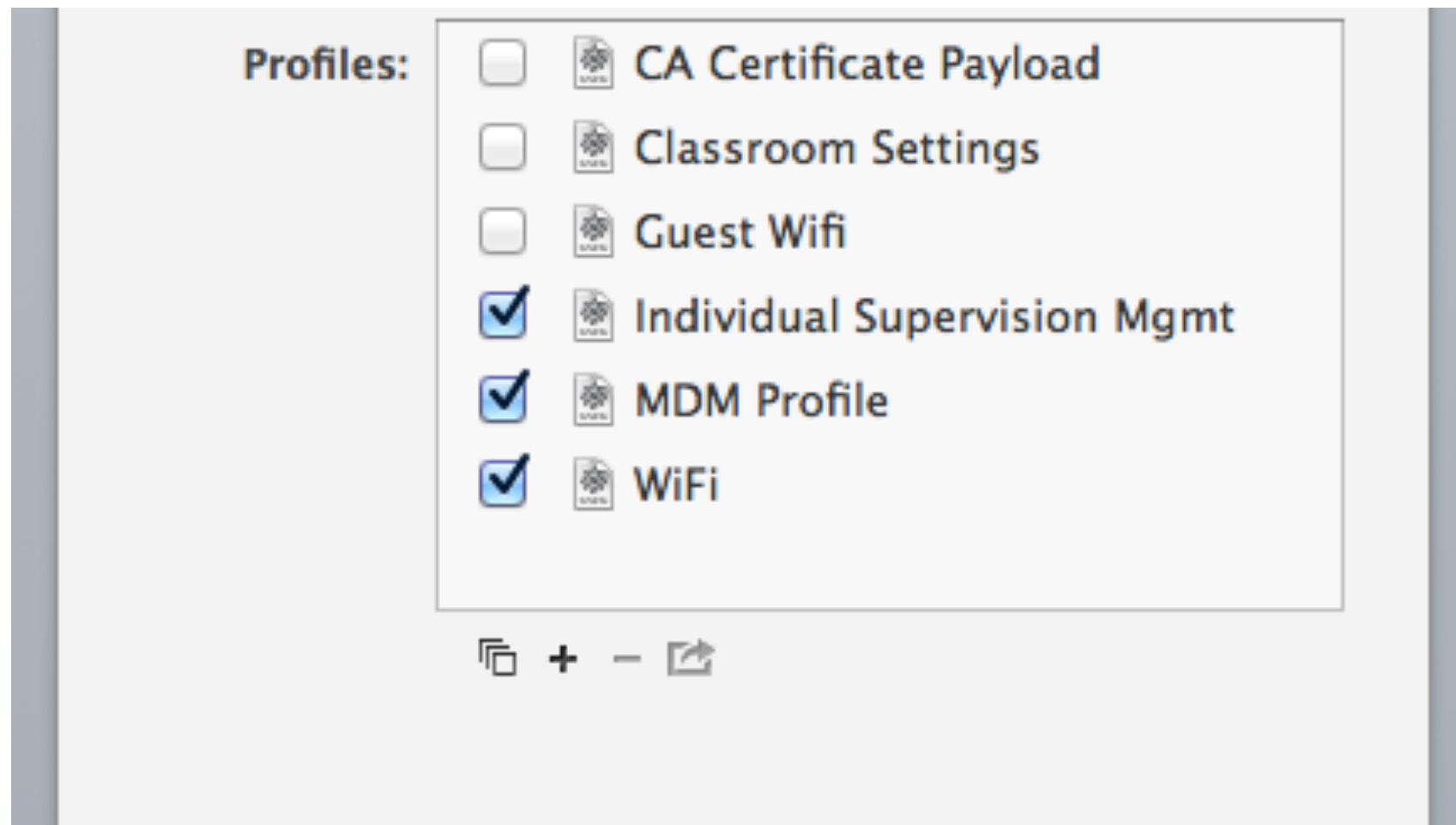
Contact Apple first to avoid the built-in “limit” of AppleIDs per IP address.



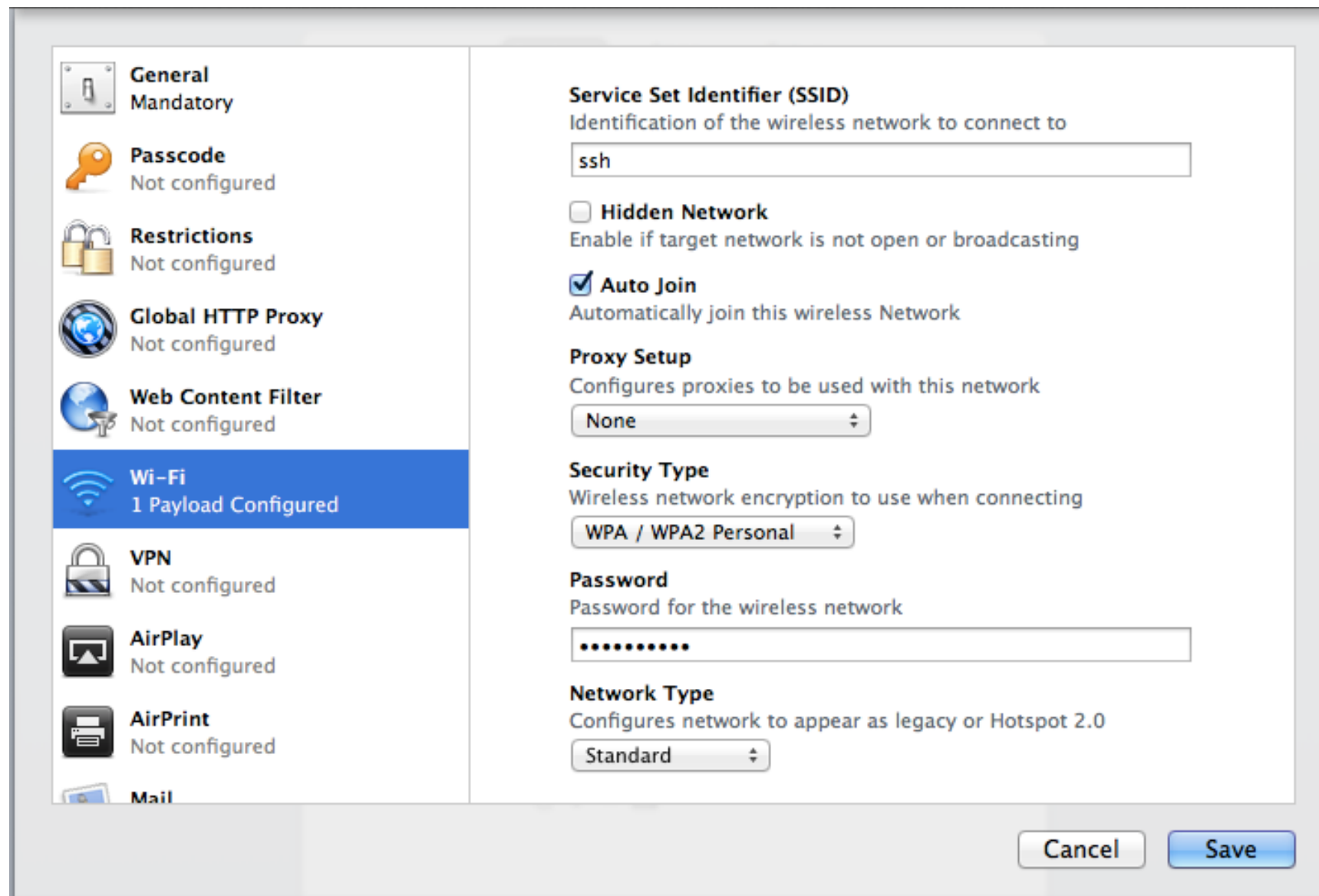
Initial Setup



Prepare your devices.



Set up your profiles.



Obviously you'll need Wi-Fi access.

MDM Enrollment

Trust profile may also be necessary if your MDM cert isn't in iOS's chain-of-trust.

i.e. self-signed certificates

General	User and Location Information	Pur
<p>Display Name Display name for the enrollment profile</p> <p>Generic Sep 2013</p> <p><input checked="" type="checkbox"/> Display removal notification in inventory Display a notification in inventory when the profile is</p> <p>Description</p> <p></p> <p><input type="checkbox"/> Create profile for use with iPCU Create the enrollment profile for use with Apple's iPh</p>		
<p>Done</p>		

Decisions To Make

Supervision

- Only Configurator can do this, tethered (for now).
- Allowed to pair with other computers in iOS 7.
- Some restrictions only apply with Supervision (Guided Access/Casper Focus).
- Disables Activation Lock.



Configure a supervised device

You can designate a device with iOS 5 or later as [supervised](#) that configuration at any time just by reconnecting the device.

The Supervise pane in Apple Configurator lists supervised devices when you connect the device.

WARNING: Preparing supervised devices may take a few minutes. You can safely terminate all prepare operations. Shutting down the device will not affect the configuration.

Configure supervised devices

1. In Apple Configurator, click Supervise.

You don't need to connect the devices before changing the configuration.

2. Select the device you want to configure, or click All to configure all devices.

3. Specify configuration details:

- **Name:** Enter a name for the devices. To add a sequence of devices, click Add.

All of the selected devices will be numbered sequentially.

Supervised Devices

VPP Codes: Old and busted

1. Purchase VPP apps.
2. Download spreadsheets from VPP site.
3. Download apps from iTunes on Institutional AppleID.
4. Import into Configurator.



A4:D1:[REDACTED]:A0:FB	iPad2,1	DMPFV[REDACTED]KPH	iPad 2 (Wi-Fi)	Managed	2013-10-30 13:02:52
A4:D1:[REDACTED]:99:18	iPad2,1	DMPFV[REDACTED]KPH	iPad 2 (Wi-Fi)	Managed	2013-09-19 12:20:55
A4:D1:[REDACTED]:52:FF	iPad2,1	DMPFV[REDACTED]KPH	iPad 2 (Wi-Fi)	Managed	2013-10-30 13:02:38
A4:D1:[REDACTED]:58:6C	iPad2,1	DN6FC[REDACTED]KPH	iPad 2 (Wi-Fi)	Managed	2013-10-30 13:02:56
A4:D1:[REDACTED]:95:E5	iPad2,1	DMPFV[REDACTED]KPH	iPad 2 (Wi-Fi)	Managed	2013-09-26 12:23:55
A4:D1:[REDACTED]:95:52	iPad2,1	DMPFV[REDACTED]KPH	iPad 2 (Wi-Fi)	Managed	2013-10-30 13:12:30

Inventory the devices -
Configurator or MDM


Name	Username	Department	Wi-Fi MAC Address	Model Identifier	S
<u>iPad</u>	nick.mcspadden	Technology	E0:B9:BA:55:2B:FC	iPad2,1	D

If you couldn't guess, I'm running out of useful pictures.

User assignment



Maintenance - 750 mb at a time



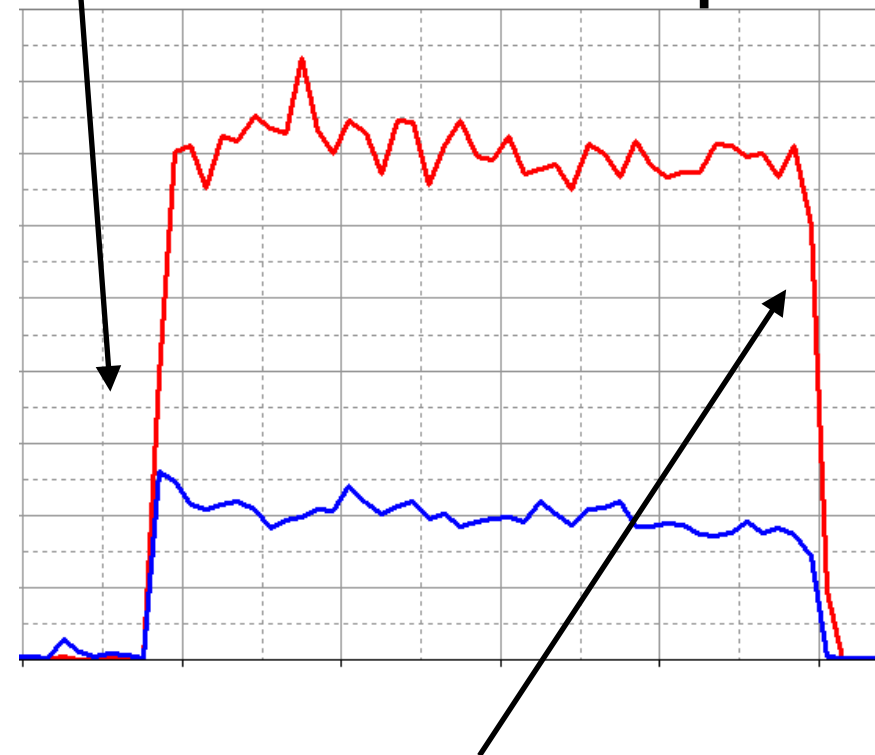
The Unleashing of iOS 7

Users and Updates

- They'll never do them when you want them to.
- They'll always try to do them when you don't want them to.
- Oh, iOS 7 is out today? Mavericks released? I hope you weren't using that bandwidth.

iOS 7 comes out

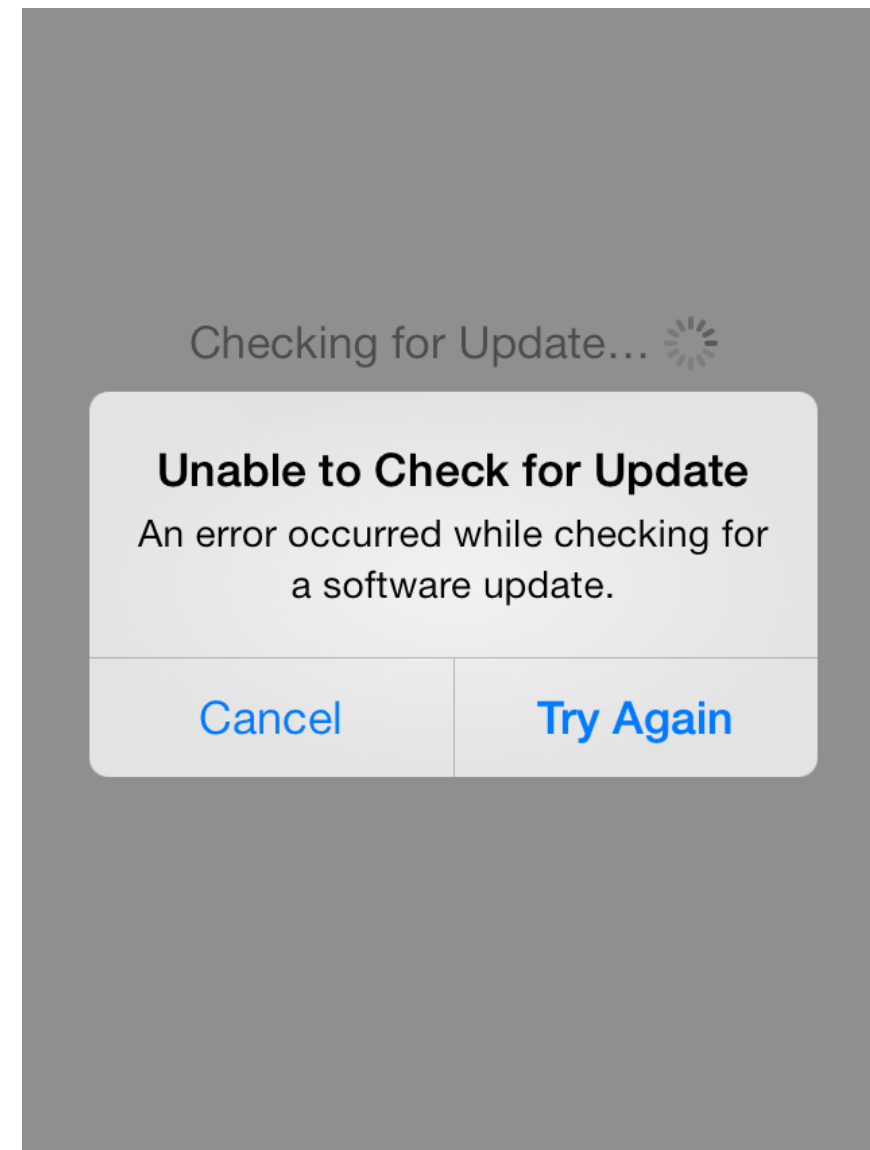
Bandwidth Graph



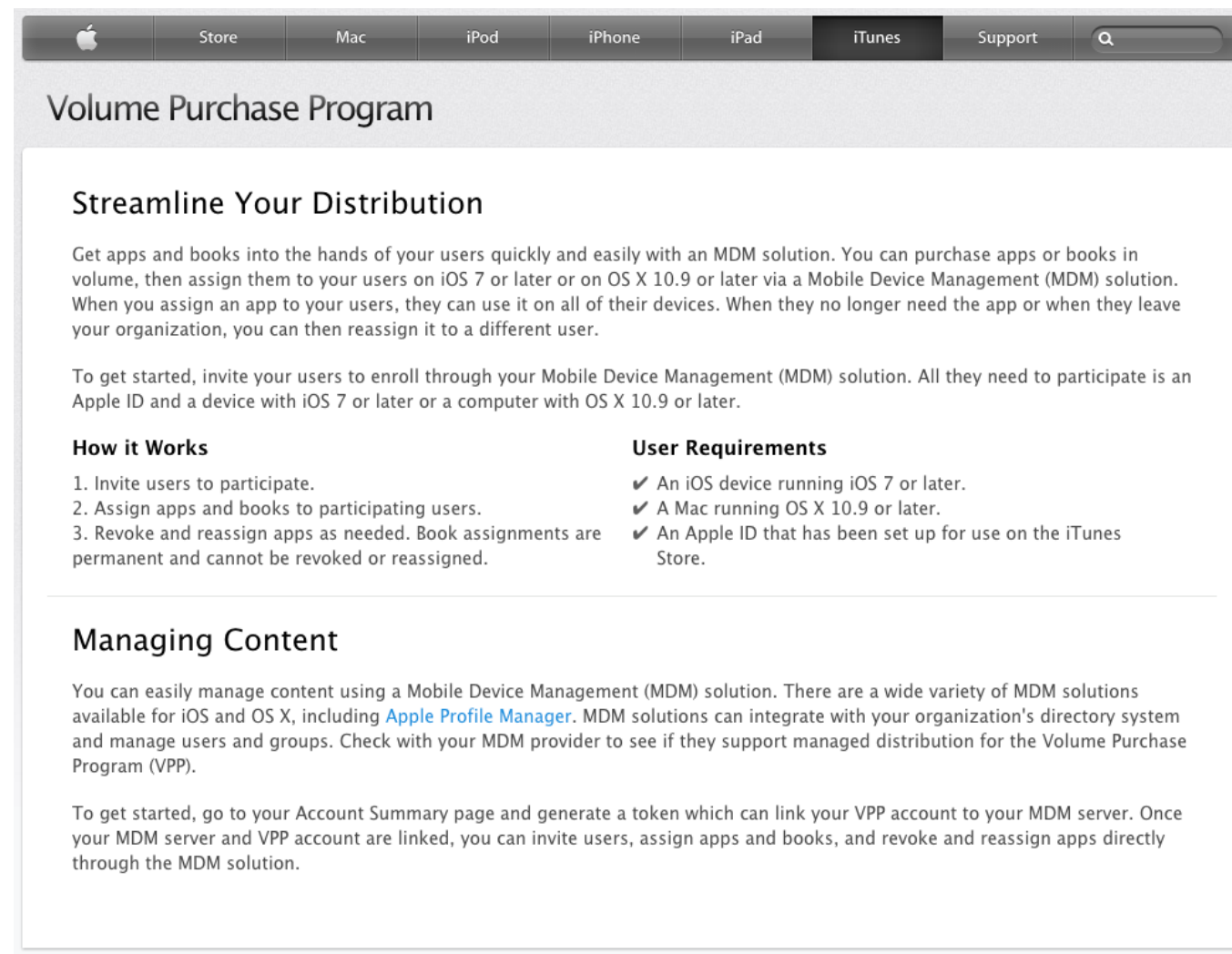
Network admin gets tired of not being able to use the internet

Users and Updates

- Block iOS OTA updates: http://mesu.apple.com/assets/com_apple_MobileAsset_SoftwareUpdate/com_apple_MobileAsset_SoftwareUpdate.xml
- Users should update apps at home.
- Throttle bandwidth to apple-dnld.apple.com and phobos.apple.com to mitigate bandwidth.
- CACHING SERVER 2!



Apple's New License Management System



<https://volume.itunes.apple.com/WebObjects/MZStore.woa/wa/learnMore?cc=us>

Apple's New License Management System

Volume Purchase Program: Migrating from redemption codes to managed distribution

Organizations that participate in the Volume Purchase Program (VPP) can choose between two different distribution methods for each VPP transaction: managed distribution or redeemable codes.

With managed distribution, organizations retain ownership and control of apps purchased through VPP. They can assign apps and books to users and groups through a mobile device management (MDM) solution, and they can revoke and reassign the apps as needed. After they assign books, the user retains ownership of the books.

Alternatively, Organizations can use redemption codes to transfer ownership of apps or books to the user's iTunes account, or they can use redemption codes with Apple Configurator to distribute apps to devices using Apple Configurator.

Migrating redemption codes to managed distribution

If you previously purchased redemption codes through VPP, you can request to migrate these codes for use with managed distribution if the codes are unredeemed or were redeemed through Apple Configurator.

Previously purchased redemption codes that have been redeemed by users can't be migrated.

Consider the following before you decide if migrating from redemption codes to managed distribution will work for your organization:

- Make sure you want all your unredeemed codes or codes redeemed through Apple Configurator converted to managed distribution before you request migration. If you choose migration, all previously purchased codes must be migrated and all unredeemed codes will be disabled after you convert to managed distribution. If you have unredeemed codes in circulation within your organization, you may want to redeem them, alert users that they won't be available, or delay migration until they have been redeemed.
- If you use Apple Configurator for devices that are shared between employees or students, you may want to use redemption codes because managed distribution requires individual Apple IDs. Apple Configurator will continue to support distribution of apps through redemption code for shared or non-personalized devices.

<http://support.apple.com/kb/HT6015>

Managed Distribution

Account Summary

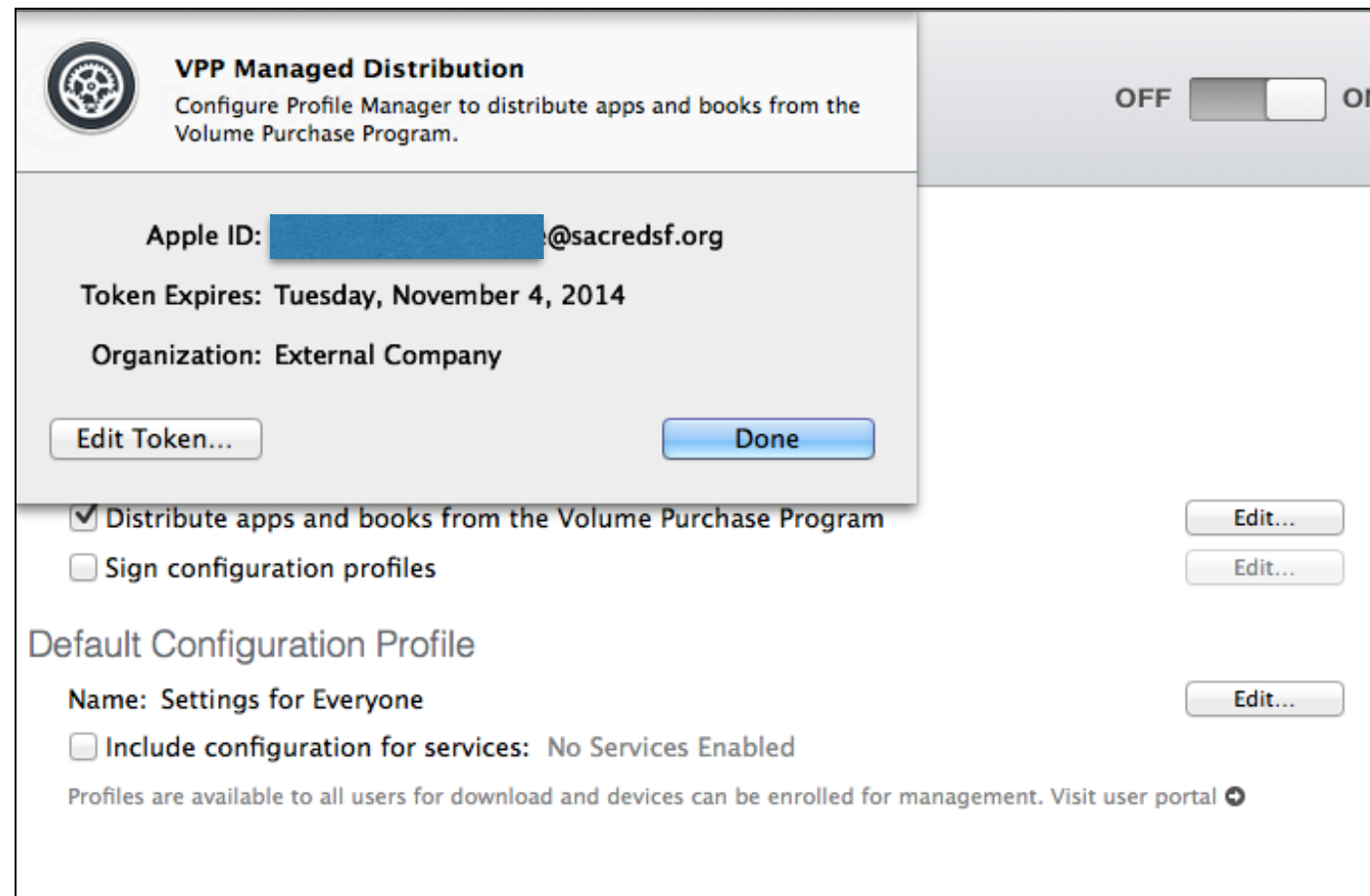
Managed Distribution

Easily assign apps or books to users on iOS 7 or later or on OS X 10.9 or later using a Mobile Device Management (MDM) solution. If you have an MDM solution, you can download a token which can be used to link your MDM solution with your VPP account. Once linked, you can invite users, assign apps and books, and revoke and reassign apps directly through your MDM solution. This token will expire after one year or after a password reset.

[Download Token](#)

Register MDM with your VPP account by linking the “VPP Token.” Access this from your VPP Account Summary.

Managed Distribution



The screenshot shows the 'VPP Managed Distribution' configuration window. At the top left is a gear icon and the title 'VPP Managed Distribution' with the subtitle 'Configure Profile Manager to distribute apps and books from the Volume Purchase Program.' To the right is a toggle switch currently set to 'OFF'. Below the title bar, there is a section for token information: 'Apple ID: [redacted]@sacredsfs.org', 'Token Expires: Tuesday, November 4, 2014', and 'Organization: External Company'. There are 'Edit Token...' and 'Done' buttons. Below this is a section with two checkboxes: 'Distribute apps and books from the Volume Purchase Program' (checked) and 'Sign configuration profiles' (unchecked). To the right of these are 'Edit...' buttons. Further down is the 'Default Configuration Profile' section, showing 'Name: Settings for Everyone' and 'Include configuration for services: No Services Enabled' (unchecked), with an 'Edit...' button. At the bottom, a note states: 'Profiles are available to all users for download and devices can be enrolled for management. Visit user portal' with an external link icon.

VPP Managed Distribution
Configure Profile Manager to distribute apps and books from the Volume Purchase Program.

Apple ID: [redacted]@sacredsfs.org
Token Expires: Tuesday, November 4, 2014
Organization: External Company

Edit Token... Done

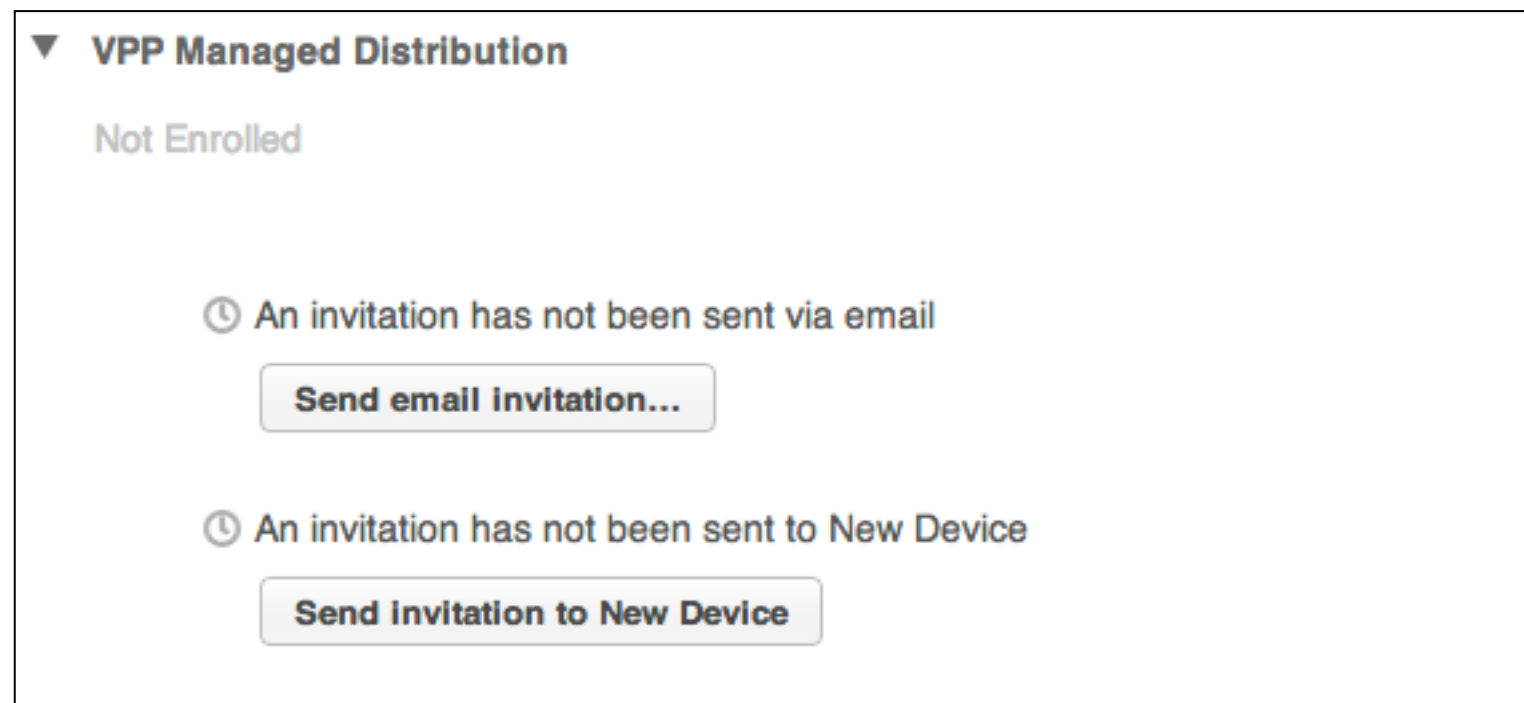
☒ Distribute apps and books from the Volume Purchase Program
☐ Sign configuration profiles

Default Configuration Profile
Name: Settings for Everyone
☐ Include configuration for services: No Services Enabled

Profiles are available to all users for download and devices can be enrolled for management. Visit user portal ➔

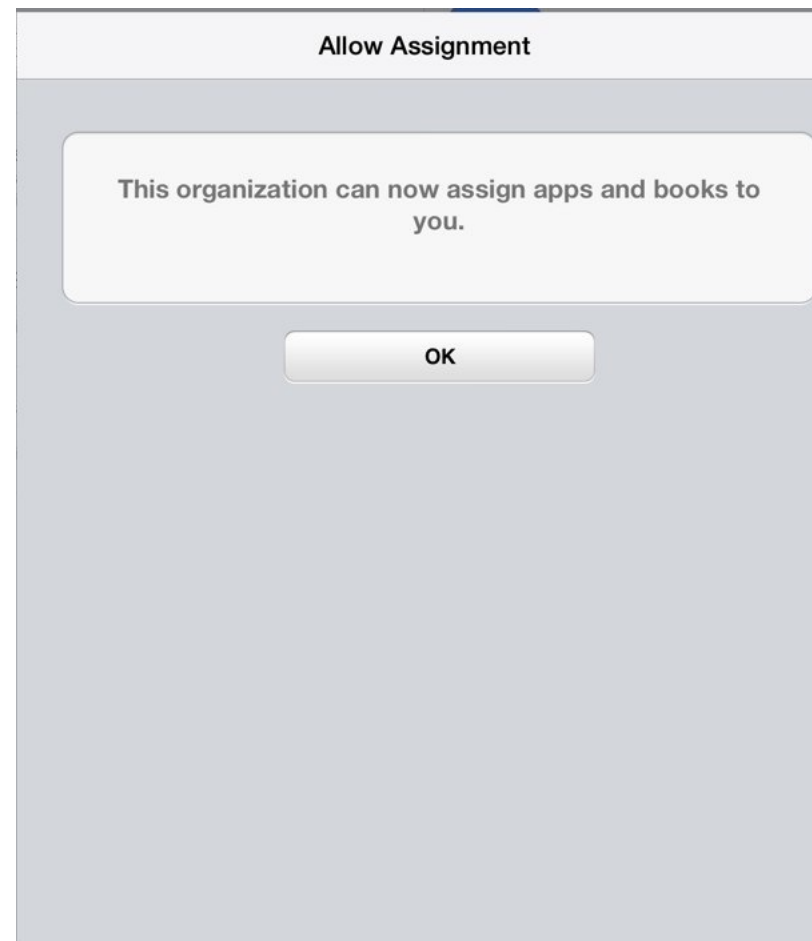
Link your MDM with the VPP token.

Managed Distribution



Invite your users into Managed Distribution.

Managed Distribution



Your user must accept the invitation, which opens the App Store to this message (after accepting T&C).

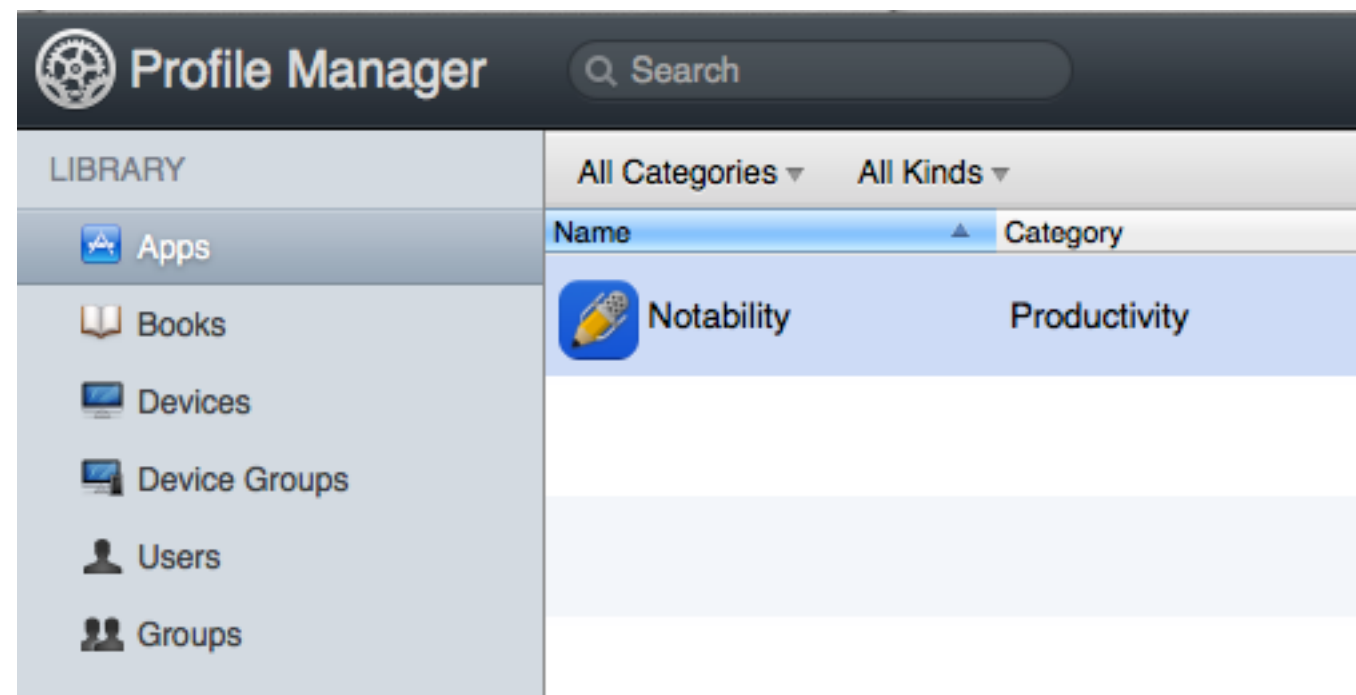
Managed Distribution

Distribution Type

- ☐ **Redeemable Codes:** Download a spreadsheet containing redeemable codes which you can then provide to your users. Ownership of the app or book is given to the Apple ID that redeems the code. Codes will only be redeemable in the U.S. store.
- ☒ **Managed Distribution:** Assign apps to users on iOS 7 or later or on OS X 10.9 or later using a Mobile Device Management (MDM) solution. You retain ownership of apps only, allowing you to revoke and reassign them as needed.

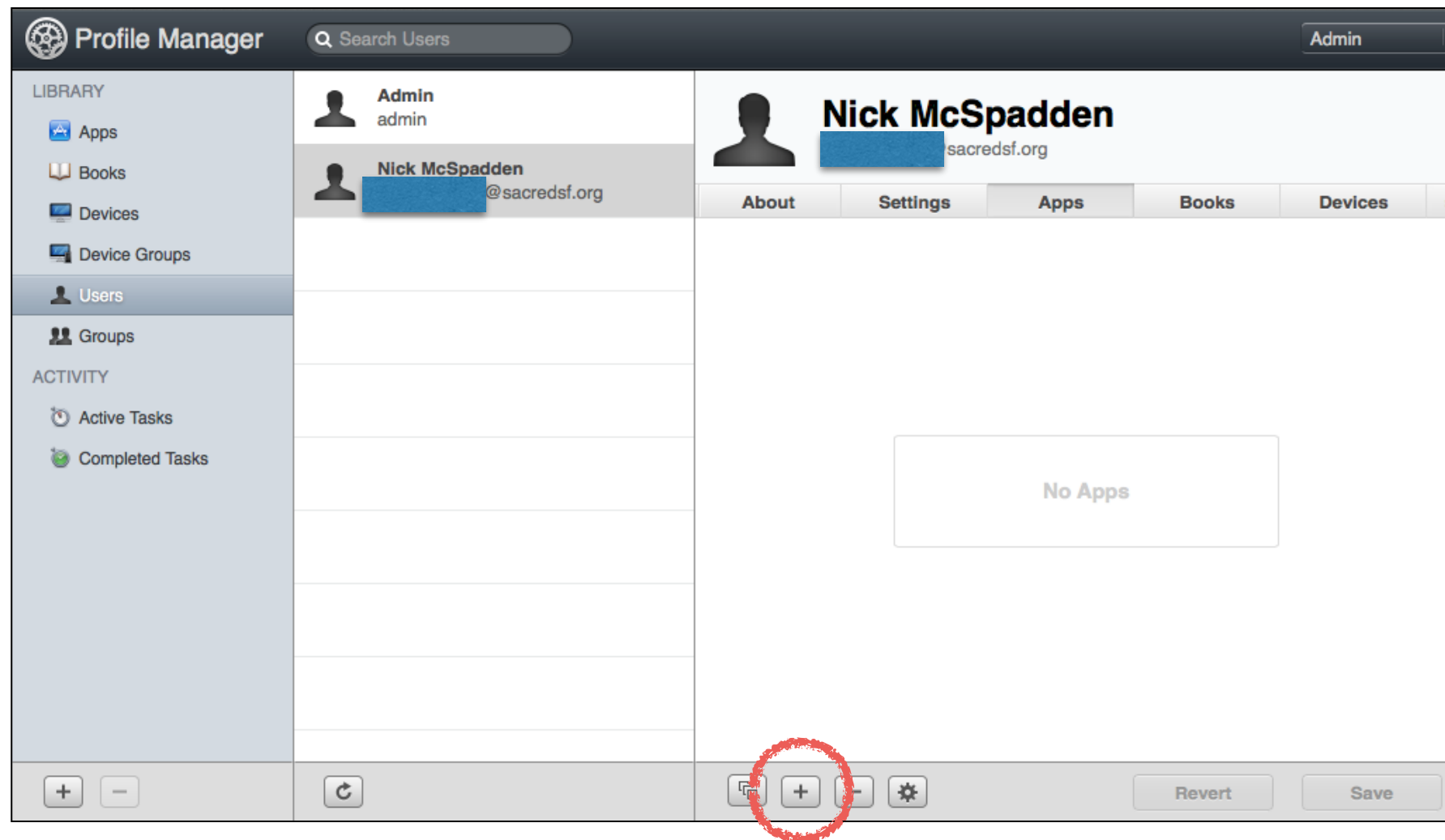
Purchase an app from the VPP Store with
“Managed Distribution.”

Managed Distribution



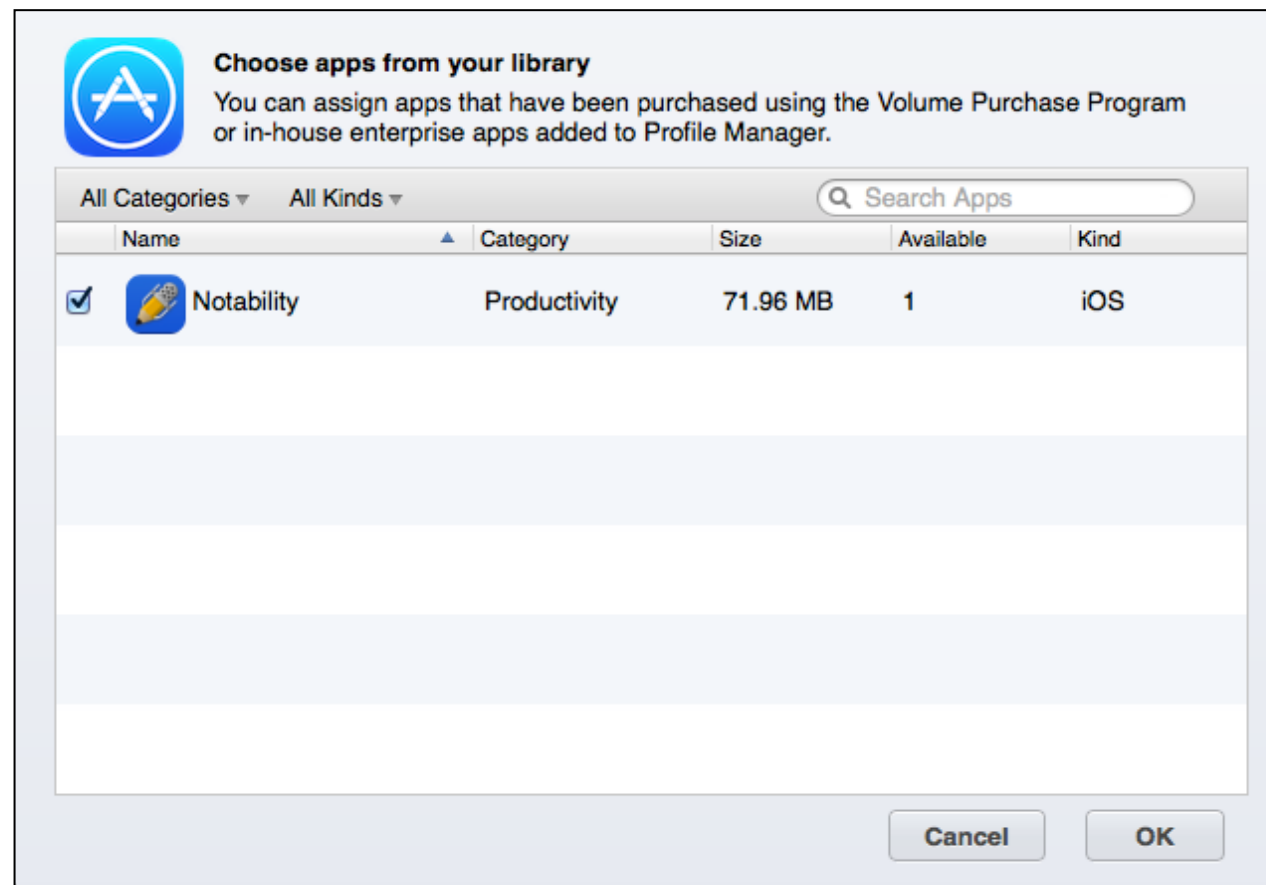
The app shows up in Profile Manager's Apps section automatically.

Managed Distribution




Assign the app to a user.

Managed Distribution



Assign the app to a user.

Managed Distribution



The app becomes available in the user's Purchase history in the App Store the next time they log in.

Managed Distribution

Removing the user from the Managed Distribution will send a notification to the device and remove it from the Purchase history.

The user has a 30-day grace period to purchase their own copy of the app. The app becomes unusable after that time.

Managed Distribution

Volume Purchase Program for Education

The Volume Purchase Program (VPP) makes it simple for institutions of any size to find, buy, and distribute apps and books to enable endless learning possibilities.

[Enroll now ▶](#) | [Registered users login ▶](#) | [Download the VPP guide ▶](#)

New VPP guide has been posted:

[http://images.apple.com/education/docs/
vpp_education_guide_en_Oct2013.pdf](http://images.apple.com/education/docs/vpp_education_guide_en_Oct2013.pdf)

This Changes Things

- App ownership and retention from institutional accounts
- AppleID-agnostic ownership model
- BYOD just got thrown a very huge dog bone.

Discussion

Policies, Find my iPad/Activation Lock, Replacements,
Repairs, Q&A

Thanks for coming!

nick.mcspadden@sacredsfs.org

@mrnickmcspadden

IRC: Nick_ZWG